

MONTHLY REPORT OF DISBURSEMENTS
For the month of September 2024

Department : Department of Environment and Natural Resources (DENR)
 Agency/Entity : Office of the Secretary
 Operating Unit : Biodiversity Management Bureau (BMB)
 Organization Code (UACS) : 10 001 0200003
 Fund Cluster : 01 - Regular Agency Fund

(e.g. UACS Fund Cluster: 01-Regular Agency Fund, 02-Foreign Assisted Projects Fund, 03-Special Account-Locally Funded/Domestic Grants Fund, etc.)

Particulars	Current Year Budget					Prior Year's Budget											SUB-TOTAL	Trust Liabilities				Grand Total					Remarks										
	PS	MOOE	FinEx	CO	TOTAL	Prior Year's Accounts Payable					Current Year's Accounts Payable					TOTAL		PS	MOOE	CO	TOTAL	PS	MOOE	FinEx	CO	TOTAL											
						PS	MOOE	FinEx	CO	Sub-Total	PS	MOOE	FinEx	CO	Sub-Total													17=(11+1)	19	20	21	22=(19+20)	23	24	25	26	27=(23+24+25+26)
						7	8	9	10	11=(7+8+9+10)	12	13	14	15	16=(12+13+14+15)													17=(11+16)	18=(6+17)	19	20	21	22=(19+20)	23	24	25	26
1	2	3	4	5	6=(2+3+4+5)	7	8	9	10	11=(7+8+9+10)	12	13	14	15	16=(12+13+14+15)	17=(11+16)	18=(6+17)	19	20	21	22=(19+20)	23	24	25	26	27=(23+24+25+26)	28										
CASH DISBURSEMENTS	7,591,901.54	22,173,689.18	0.00	641,678.57	30,407,269.29	0.00	0.00	0.00	0.00	0.00	0.00	0.00	0.00	0.00	0.00	0.00	30,407,269.29	0.00	0.00	0.00	0.00	7,591,901.54	22,173,689.18	0.00	641,678.57	30,407,269.29											
Notice of Cash Allocation (NCA)	7,591,901.54	22,173,689.18	0.00	641,678.57	30,407,269.29	0.00	0.00	0.00	0.00	0.00	0.00	0.00	0.00	0.00	0.00	0.00	30,407,269.29	0.00	0.00	0.00	0.00	7,591,901.54	22,173,689.18	0.00	641,678.57	30,407,269.29											
MDS Checks Issued	315,593.42	984,191.50	0.00	0.00	1,299,784.92	0.00	0.00	0.00	0.00	0.00	0.00	0.00	0.00	0.00	0.00	0.00	1,299,784.92	0.00	0.00	0.00	0.00	315,593.42	984,191.50	0.00	0.00	1,299,784.92											
Advice to Debit Account	7,276,308.12	21,189,497.68	0.00	641,678.57	29,107,484.37	0.00	0.00	0.00	0.00	0.00	0.00	0.00	0.00	0.00	0.00	0.00	29,107,484.37	0.00	0.00	0.00	0.00	7,276,308.12	21,189,497.68	0.00	641,678.57	29,107,484.37											
Notice of Transfer Allocations (NTA)	0.00	0.00	0.00	0.00	0.00	0.00	0.00	0.00	0.00	0.00	0.00	0.00	0.00	0.00	0.00	0.00	0.00	0.00	0.00	0.00	0.00	0.00	0.00	0.00	0.00	0.00	0.00										
MDS Checks Issued	0.00	0.00	0.00	0.00	0.00	0.00	0.00	0.00	0.00	0.00	0.00	0.00	0.00	0.00	0.00	0.00	0.00	0.00	0.00	0.00	0.00	0.00	0.00	0.00	0.00	0.00	0.00	0.00									
Advice to Debit Account	0.00	0.00	0.00	0.00	0.00	0.00	0.00	0.00	0.00	0.00	0.00	0.00	0.00	0.00	0.00	0.00	0.00	0.00	0.00	0.00	0.00	0.00	0.00	0.00	0.00	0.00	0.00	0.00									
Working Fund for FAPs	0.00	0.00	0.00	0.00	0.00	0.00	0.00	0.00	0.00	0.00	0.00	0.00	0.00	0.00	0.00	0.00	0.00	0.00	0.00	0.00	0.00	0.00	0.00	0.00	0.00	0.00	0.00	0.00									
Cash Disbursement Ceiling (CDC)	0.00	0.00	0.00	0.00	0.00	0.00	0.00	0.00	0.00	0.00	0.00	0.00	0.00	0.00	0.00	0.00	0.00	0.00	0.00	0.00	0.00	0.00	0.00	0.00	0.00	0.00	0.00	0.00									
TOTAL CASH DISBURSEMENTS	7,591,901.54	22,173,689.18	0.00	641,678.57	30,407,269.29	0.00	0.00	0.00	0.00	0.00	0.00	0.00	0.00	0.00	0.00	0.00	30,407,269.29	0.00	0.00	0.00	0.00	7,591,901.54	22,173,689.18	0.00	641,678.57	30,407,269.29											
NON-CASH DISBURSEMENTS	341,379.33	418,853.03	0.00	0.00	760,232.36	0.00	0.00	0.00	0.00	0.00	0.00	0.00	0.00	0.00	0.00	0.00	760,232.36	0.00	0.00	0.00	0.00	341,379.33	418,853.03	0.00	0.00	760,232.36											
Tax Remittance Advices Issued (TRA)	341,379.33	418,853.03	0.00	0.00	760,232.36	0.00	0.00	0.00	0.00	0.00	0.00	0.00	0.00	0.00	0.00	0.00	760,232.36	0.00	0.00	0.00	0.00	341,379.33	418,853.03	0.00	0.00	760,232.36											
Non-Cash Availment Authority (NCAA)	0.00	0.00	0.00	0.00	0.00	0.00	0.00	0.00	0.00	0.00	0.00	0.00	0.00	0.00	0.00	0.00	0.00	0.00	0.00	0.00	0.00	0.00	0.00	0.00	0.00	0.00	0.00										
Disbursements effected through outright deductions from claims (please specify...)	0.00	0.00	0.00	0.00	0.00	0.00	0.00	0.00	0.00	0.00	0.00	0.00	0.00	0.00	0.00	0.00	0.00	0.00	0.00	0.00	0.00	0.00	0.00	0.00	0.00	0.00	0.00										
Overpayment of expenses(e.g. personnel benefits)	0.00	0.00	0.00	0.00	0.00	0.00	0.00	0.00	0.00	0.00	0.00	0.00	0.00	0.00	0.00	0.00	0.00	0.00	0.00	0.00	0.00	0.00	0.00	0.00	0.00	0.00	0.00										
Restitution for loss of government property	0.00	0.00	0.00	0.00	0.00	0.00	0.00	0.00	0.00	0.00	0.00	0.00	0.00	0.00	0.00	0.00	0.00	0.00	0.00	0.00	0.00	0.00	0.00	0.00	0.00	0.00	0.00										
Liquidated damages and similar claims	0.00	0.00	0.00	0.00	0.00	0.00	0.00	0.00	0.00	0.00	0.00	0.00	0.00	0.00	0.00	0.00	0.00	0.00	0.00	0.00	0.00	0.00	0.00	0.00	0.00	0.00	0.00										
Others(TEF, BTr-Documentary Stamp Tax, etc.)	0.00	0.00	0.00	0.00	0.00	0.00	0.00	0.00	0.00	0.00	0.00	0.00	0.00	0.00	0.00	0.00	0.00	0.00	0.00	0.00	0.00	0.00	0.00	0.00	0.00	0.00	0.00										
TOTAL NON-CASH DISBURSEMENTS	341,379.33	418,853.03	0.00	0.00	760,232.36	0.00	0.00	0.00	0.00	0.00	0.00	0.00	0.00	0.00	0.00	0.00	760,232.36	0.00	0.00	0.00	0.00	341,379.33	418,853.03	0.00	0.00	760,232.36											
GRAND TOTAL	7,933,280.87	22,592,542.21	0.00	641,678.57	31,167,501.65	0.00	0.00	0.00	0.00	0.00	0.00	0.00	0.00	0.00	0.00	0.00	31,167,501.65	0.00	0.00	0.00	0.00	7,933,280.87	22,592,542.21	0.00	641,678.57	31,167,501.65											


SUMMARY

Particulars	Previous Report	This Month	As at Date
(1)	(2)	(3)	(4)
Total Disbursement Authorities Received	196,938,826.02	23,095,232.36	220,034,058.38
NCA	181,062,940.00	22,335,000.00	203,397,940.00
NTA	6,829,550.00	0.00	6,829,550.00
Working Fund	0.00	0.00	0.00
TRA	9,046,336.02	760,232.36	9,806,568.38
CDC	0.00	0.00	0.00
NCAA	0.00	0.00	0.00
Less: Notice of Transfer of Allocations (NTA)* issued	0.00	0.00	0.00
Total Disbursement Authorities Available	196,938,826.02	23,095,232.36	220,034,058.38
Less:	0.00	0.00	0.00
Lapsed NCA	2,810,277.13	10,090,561.64	12,900,838.77
Disbursements	175,965,717.96	31,167,501.65	207,133,219.61
Less: Other Non-Cash Disbursements	0.00	0.00	0.00
Disbursements effected through outright deductions from claims	0.00	0.00	0.00
Overpayment of expenses(e.g. personnel benefits)	0.00	0.00	0.00
Restitution for loss of government property	0.00	0.00	0.00
Liquidated damages and similar claims	0.00	0.00	0.00
Others (e.g. TEF, BTr, Docs Stamp, etc.)	0.00	0.00	0.00
Add/Less: Adjustments (e.g. cancelled/staled checks)	0.00	0.00	0.00
Balance of Disbursement Authorities as at date	18,162,830.93	(18,162,830.93)	0.00
Total Disbursements Program	196,938,826.02	23,095,232.36	220,034,058.38
Less: *Actual Disbursements	175,965,717.96	31,167,501.65	207,133,219.61
(Over)/Under spending	20,973,108.06	(8,072,269.29)	12,900,838.77


Notes: * The use of NTA is discouraged

Notes: ** Amounts should tally with the grand total disbursement (column 27).


Certified Correct:


IZEL D. IBARDOLAZA, CPA
 Head, Accounting Unit
 Office of the Director

Recommending Approval:


RANDY C. MABANA
 Action Officer, Administrative and Finance
 In concurrent capacity as Head, BAC Secretariat

Approved By:


ARMIDA P. ANDRES
 OIC Assistant Director
 In-Charge Office of the Director