

Department of Environment and Natural Resources

STATEMENT OF APPROVED BUDGET, UTILIZATIONS, DISBURSEMENTS AND BALANCES


As of the Quarter Ending December 31, 2023


Department **ENVIRONMENT AND NATURAL RESOURCES**
 Agency **OFFICE OF THE SECRETARY**
 Operating Unit **BIODIVERSITY MANAGEMENT BUREAU**
 Organization Code (UACS) **10 001 02 0000 3**
 Funding Source Code (As clus **05 2 06 457**)


FAR No. 2

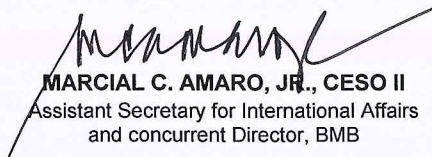
	Current Year Appropriations
	Supplemental Appropriations
	Continuing Appropriations

PROGRAM / ACTIVITY / PROJECT (1)	UACS CODE (2)	APPROVED BUDGET			BUDGET UTILIZATION					DISBURSEMENTS					Unpaid Utilizations			Utilization	
		Approved Budgeted Revenue (3)	Adjustments (Additions, Reduction, Realignment) (4)	Adjusted Budgeted Revenue (5)=3+4	1st Quarter Ending March 31 (6)	2nd Quarter Ending June 30 (7)	3rd Quarter Ending Sept 30 (8)	4th Quarter Ending Dec 31 (9)	Total (10)=6+7+8+9	1st Quarter Ending March 31 (11)	2nd Quarter Ending June 30 (12)	3rd Quarter Ending Sept 30 (13)	4th Quarter Ending Dec 31 (14)	Total (15)=11+12+13+14	Unutilized Budget (16)=5-10	Unpaid Utilizations		% (oblig/allot)	% (disb/oblig)
																Due and Demandable (17)	Not Yet Due and Demandable (18)		
PROGRAMS																			
Protected Areas Development and Manager	310201100001000	6,641,000.00	-	6,641,000.00	565,080.84	1,358,852.69	1,872,923.13	2,329,904.64	6,126,761.30	304,385.84	1,538,630.89	403,914.18	2,450,731.23	4,697,662.14	514,238.70	581,275.00	847,824.16	92.26	76.67
MAINTENANCE AND OTHER OPER.	5020000000	5,653,100.00	-	5,653,100.00	565,080.84	1,358,852.69	1,872,923.13	1,419,404.64	5,216,261.30	304,385.84	1,538,630.89	403,914.18	2,282,731.23	4,529,662.14	436,838.70	581,275.00	105,324.16	92.27	86.84
CAPITAL OUTLAYS	5060000000	987,900.00	-	987,900.00	-	-	-	910,500.00	910,500.00	-	-	-	168,000.00	168,000.00	77,400.00	-	742,500.00	92.17	18.45
GRAND TOTAL		6,641,000.00	-	6,641,000.00	565,080.84	1,358,852.69	1,872,923.13	2,329,904.64	6,126,761.30	304,385.84	1,538,630.89	403,914.18	2,450,731.23	4,697,662.14	514,238.70	581,275.00	847,824.16	92.26	76.67
MAINTENANCE AND OTHER OPER.	5020000000	5,653,100.00	-	5,653,100.00	565,080.84	1,358,852.69	1,872,923.13	1,419,404.64	5,216,261.30	304,385.84	1,538,630.89	403,914.18	2,282,731.23	4,529,662.14	436,838.70	581,275.00	105,324.16	92.27	86.84
CAPITAL OUTLAYS	5060000000	987,900.00	-	987,900.00	-	-	-	910,500.00	910,500.00	-	-	-	168,000.00	168,000.00	77,400.00	-	742,500.00	92.17	18.45

Prepared by:

JENNELYN L. ARANTE
 Budget Analyst

Certified Correct:

NIKKI ROSE B. DELOS SANTOS
 Chief, Budget Section

Certified Correct:

IZEL D. IBAROLA
 Chief, Accounting Section

Approved by:

MARCIAL C. AMARO, JR., CESO II
 Assistant Secretary for International Affairs
 and concurrent Director, BMB