


Department of Environment and Natural Resources  
 STATEMENT OF APPROPRIATIONS, ALLOTMENTS, OBLIGATIONS, DISBURSEMENTS AND BALANCES  
 As of the Quarter Ending  
 FUND 151


Department : ENVIRONMENT AND NATURAL RESOURCES  
 Agency : OFFICE OF THE SECRETARY  
 Operating Unit : BIODIVERSITY MANAGEMENT BUREAU  
 Organization Code (UACS) : 10 001 02 00003  
 Funding Source Code (As clustered) : 03 1 04 335


FAR No. 1


|  |                             |
|--|-----------------------------|
|  | Current Year Appropriations |
|  | Supplemental Appropriations |
|  | Continuing Appropriations   |

| PROGRAM / ACTIVITY / PROJECT<br>(1)                                   | UACS CODE<br>(2) | TOTAL                            |  |                                    |                           |   |                      |                          |  |                                     |                                    |                                    |                                   |                             |                                     |                                    |                                    |                                   |                             |  |                                      |                            |                                    |
|---|------------------|----------------------------------|--|------------------------------------|---------------------------|---|----------------------|--------------------------|--|-------------------------------------|------------------------------------|------------------------------------|-----------------------------------|-----------------------------|-------------------------------------|------------------------------------|------------------------------------|-----------------------------------|-----------------------------|--|--------------------------------------|----------------------------|------------------------------------|
|   |                  | APPROPRIATIONS                   |  |                                    | ALLOTMENTS                |   |                      | CURRENT YEAR OBLIGATIONS |  |                                     |                                    | CURRENT YEAR DISBURSEMENTS         |                                   |                             |                                     | BALANCES                           |                                    |                                   |                             |  |                                      |                            |                                    |
|   |                  | Authorized Appropriations<br>(3) | Adjustments (Transfer To) From, Realignment<br>(4) | Adjusted Appropriations<br>5=(3+4) | Allotment Received<br>(6) | Adjustments (Withdrawals, Realignment)<br>(7) | (Transfer To)<br>(8) | Transfer From<br>(9)     | Adjusted Total Allotments<br>10=[(6)+(-)7-8+9] | 1st Quarter Ending March 31<br>(11) | 2nd Quarter Ending June 30<br>(12) | 3rd Quarter Ending Sept 30<br>(13) | 4th Quarter Ending Dec 31<br>(14) | Total<br>(15)=(11+12+13+14) | 1st Quarter Ending March 31<br>(16) | 2nd Quarter Ending June 30<br>(17) | 3rd Quarter Ending Sept 30<br>(18) | 4th Quarter Ending Dec 31<br>(19) | Total<br>(20)=(16+17+18+19) | Unreleased Appropriations<br>21=(5-10) | Unobligated Allotments<br>22=(10-15) | Due and Demandable<br>(23) | Not Yet Due and Demandable<br>(24) |
| <b>OPERATIONS</b>   | 3000000000000000 |                                  |  |                                    |                           |   |                      |                          |  |                                     |                                    |                                    |                                   |                             |                                     |                                    |                                    |                                   |                             |  |                                      |                            |                                    |
| <b>NATURAL RESOURCES CONSERVATION AND DEVELOPMENT PROGRAM</b>         | 3102000000000000 |                                  |  |                                    |                           |   |                      |                          |  |                                     |                                    |                                    |                                   |                             |                                     |                                    |                                    |                                   |                             |  |                                      |                            |                                    |
| <b>Wildlife Resources Conservation Sub-Program</b>                    | 3102020000000000 |                                  |  |                                    |                           |   |                      |                          |  |                                     |                                    |                                    |                                   |                             |                                     |                                    |                                    |                                   |                             |  |                                      |                            |                                    |
| Protection and Conservation Wildlife                                  | 3102021000010000 | 5,182,500.00                     | 76,643.00  | 5,259,143.00                       | 5,182,500.00              | -   | -                    | -                        | 5,182,500.00                                   | -                                   | -                                  | 2,039,182.00                       | 3,103,622.00                      | 5,142,804.00                | -                                   | -                                  | 1,297,692.00                       | 2,403,488.00                      | 3,701,180.00                | 76,643.00                              | 39,696.00                            | 1,441,624.00               | -                                  |
| MAINTENANCE AND OTHER OPERATING EXPENSES                              | 5020000000       | 3,279,500.00                     | 76,643.00  | 3,356,143.00                       | 3,279,500.00              | -   | -                    | -                        | 3,279,500.00                                   | -                                   | -                                  | 2,039,182.00                       | 1,231,432.00                      | 3,270,614.00                | -                                   | -                                  | 1,297,692.00                       | 1,958,398.00                      | 3,256,090.00                | 76,643.00                              | 8,886.00                             | 14,524.00                  | -                                  |
| CAPITAL OUTLAYS   | 5060000000       | 1,903,000.00                     | -  | 1,903,000.00                       | 1,903,000.00              | -   | -                    | -                        | 1,903,000.00                                   | -                                   | -                                  | -                                  | 1,872,190.00                      | 1,872,190.00                | -                                   | -                                  | -                                  | 445,090.00                        | 445,090.00                  | -                                      | 30,810.00                            | 1,427,100.00               | -                                  |
| <b>TOTAL - NATURAL RESOURCES CONSERVATION AND DEVELOPMENT PROGRAM</b> | 3102000000000000 | 5,182,500.00                     | 76,643.00  | 5,259,143.00                       | 5,182,500.00              | -   | -                    | -                        | 5,182,500.00                                   | -                                   | -                                  | 2,039,182.00                       | 3,103,622.00                      | 5,142,804.00                | -                                   | -                                  | 1,297,692.00                       | 2,403,488.00                      | 3,701,180.00                | 76,643.00                              | 39,696.00                            | 1,441,624.00               | -                                  |
| MAINTENANCE AND OTHER OPERATING EXPENSES                              | 5020000000       | 3,279,500.00                     | 76,643.00  | 3,356,143.00                       | 3,279,500.00              | -   | -                    | -                        | 3,279,500.00                                   | -                                   | -                                  | 2,039,182.00                       | 1,231,432.00                      | 3,270,614.00                | -                                   | -                                  | 1,297,692.00                       | 1,958,398.00                      | 3,256,090.00                | 76,643.00                              | 8,886.00                             | 14,524.00                  | -                                  |
| CAPITAL OUTLAYS   | 5060000000       | 1,903,000.00                     | -  | 1,903,000.00                       | 1,903,000.00              | -   | -                    | -                        | 1,903,000.00                                   | -                                   | -                                  | -                                  | 1,872,190.00                      | 1,872,190.00                | -                                   | -                                  | -                                  | 445,090.00                        | 445,090.00                  | -                                      | 30,810.00                            | 1,427,100.00               | -                                  |
| <b>TOTAL - NATURAL RESOURCES SUSTAINABLY MANAGED</b>                  | 3100000000000000 | 5,182,500.00                     | 76,643.00  | 5,259,143.00                       | 5,182,500.00              | -   | -                    | -                        | 5,182,500.00                                   | -                                   | -                                  | 2,039,182.00                       | 3,103,622.00                      | 5,142,804.00                | -                                   | -                                  | 1,297,692.00                       | 2,403,488.00                      | 3,701,180.00                | 76,643.00                              | 39,696.00                            | 1,441,624.00               | -                                  |
| MAINTENANCE AND OTHER OPERATING EXPENSES                              | 5020000000       | 3,279,500.00                     | 76,643.00  | 3,356,143.00                       | 3,279,500.00              | -   | -                    | -                        | 3,279,500.00                                   | -                                   | -                                  | 2,039,182.00                       | 1,231,432.00                      | 3,270,614.00                | -                                   | -                                  | 1,297,692.00                       | 1,958,398.00                      | 3,256,090.00                | 76,643.00                              | 8,886.00                             | 14,524.00                  | -                                  |
| CAPITAL OUTLAYS   | 5060000000       | 1,903,000.00                     | -  | 1,903,000.00                       | 1,903,000.00              | -   | -                    | -                        | 1,903,000.00                                   | -                                   | -                                  | -                                  | 1,872,190.00                      | 1,872,190.00                | -                                   | -                                  | -                                  | 445,090.00                        | 445,090.00                  | -                                      | 30,810.00                            | 1,427,100.00               | -                                  |
| <b>SUB-TOTAL, OPERATIONS</b>  | 3000000000000000 | 5,182,500.00                     | 76,643.00  | 5,259,143.00                       | 5,182,500.00              | -   | -                    | -                        | 5,182,500.00                                   | -                                   | -                                  | 2,039,182.00                       | 3,103,622.00                      | 5,142,804.00                | -                                   | -                                  | 1,297,692.00                       | 2,403,488.00                      | 3,701,180.00                | 76,643.00                              | 39,696.00                            | 1,441,624.00               | -                                  |
| MAINTENANCE AND OTHER OPERATING EXPENSES                              | 5020000000       | 3,279,500.00                     | 76,643.00  | 3,356,143.00                       | 3,279,500.00              | -   | -                    | -                        | 3,279,500.00                                   | -                                   | -                                  | 2,039,182.00                       | 1,231,432.00                      | 3,270,614.00                | -                                   | -                                  | 1,297,692.00                       | 1,958,398.00                      | 3,256,090.00                | 76,643.00                              | 8,886.00                             | 14,524.00                  | -                                  |
| CAPITAL OUTLAYS   | 5060000000       | 1,903,000.00                     | -  | 1,903,000.00                       | 1,903,000.00              | -   | -                    | -                        | 1,903,000.00                                   | -                                   | -                                  | -                                  | 1,872,190.00                      | 1,872,190.00                | -                                   | -                                  | -                                  | 445,090.00                        | 445,090.00                  | -                                      | 30,810.00                            | 1,427,100.00               | -                                  |
| <b>A. AGENCY SPECIFIC BUDGET/AUTOMATIC APPROPRIATIONS ( RLIP )</b>    |                  | 5,182,500.00                     | 76,643.00  | 5,259,143.00                       | 5,182,500.00              | -   | -                    | -                        | 5,182,500.00                                   | -                                   | -                                  | 2,039,182.00                       | 3,103,622.00                      | 5,142,804.00                | -                                   | -                                  | 1,297,692.00                       | 2,403,488.00                      | 3,701,180.00                | 76,643.00                              | 39,696.00                            | 1,441,624.00               | -                                  |
| MAINTENANCE AND OTHER OPERATING EXPENSES                              | 5020000000       | 3,279,500.00                     | 76,643.00  | 3,356,143.00                       | 3,279,500.00              | -   | -                    | -                        | 3,279,500.00                                   | -                                   | -                                  | 2,039,182.00                       | 1,231,432.00                      | 3,270,614.00                | -                                   | -                                  | 1,297,692.00                       | 1,958,398.00                      | 3,256,090.00                | 76,643.00                              | 8,886.00                             | 14,524.00                  | -                                  |
| CAPITAL OUTLAYS   | 5060000000       | 1,903,000.00                     | -  | 1,903,000.00                       | 1,903,000.00              | -   | -                    | -                        | 1,903,000.00                                   | -                                   | -                                  | -                                  | 1,872,190.00                      | 1,872,190.00                | -                                   | -                                  | -                                  | 445,090.00                        | 445,090.00                  | -                                      | 30,810.00                            | 1,427,100.00               | -                                  |
| <b>GRAND TOTAL</b>  |                  | 5,182,500.00                     | 76,643.00  | 5,259,143.00                       | 5,182,500.00              | -   | -                    | -                        | 5,182,500.00                                   | -                                   | -                                  | 2,039,182.00                       | 3,103,622.00                      | 5,142,804.00                | -                                   | -                                  | 1,297,692.00                       | 2,403,488.00                      | 3,701,180.00                | -                                      | 39,696.00                            | 1,441,624.00               | -                                  |
| MAINTENANCE AND OTHER OPERATING EXPENSES                              | 5020000000       | 3,279,500.00                     | 76,643.00  | 3,356,143.00                       | 3,279,500.00              | -   | -                    | -                        | 3,279,500.00                                   | -                                   | -                                  | 2,039,182.00                       | 1,231,432.00                      | 3,270,614.00                | -                                   | -                                  | 1,297,692.00                       | 1,958,398.00                      | 3,256,090.00                | -                                      | 8,886.00                             | 14,524.00                  | -                                  |
| CAPITAL OUTLAYS   | 5060000000       | 1,903,000.00                     | -  | 1,903,000.00                       | 1,903,000.00              | -   | -                    | -                        | 1,903,000.00                                   | -                                   | -                                  | -                                  | 1,872,190.00                      | 1,872,190.00                | -                                   | -                                  | -                                  | 445,090.00                        | 445,090.00                  | -                                      | 30,810.00                            | 1,427,100.00               | -                                  |

Prepared by:  
  
 JAMICA T. GUIMERE  
 Administrative Assistant  
 Budget Unit, Office of the Director

Certified Correct by:  
  
 NIKKI ROSE B. DELOS SANTOS  
 Administrative Officer IV  
 Head, Budget Unit, Office of the Director

Certified Correct:  
  
 IZEL D. IBARDO LAZA  
 Accountant II  
 Head, Accounting Unit, Office of the Director

Approved by:  
  
 AMELITA D. ORTIZ  
 Assistant Director  
 PIC - Biodiversity Management Bureau