

SUMMARY

Particulars (1)	Previous Report (2)	This Month (3)	As at Date (4)
Total Disbursement Authorities Received	11,935.69	0.00	11,935.69
NCA	0.00	0.00	0.00
NTA	0.00	0.00	0.00
Working Fund	0.00	0.00	0.00
TRA	11,935.69	0.00	11,935.69
CDC	0.00	0.00	0.00
NCAA	0.00	0.00	0.00
Less: Notice of Transfer of Allocations (NTA)* issued	0.00	0.00	0.00
Total Disbursement Authorities Available	11,935.69	0.00	11,935.69
Less:	0.00	0.00	0.00
Lapsed NCA	0.00	0.00	0.00
Disbursements	11,935.69	0.00	11,935.69
Less: Other Non-Cash Disbursements	0.00	0.00	0.00
Disbursements effected through outright deductions from claims	0.00	0.00	0.00
Overpayment of expenses (e.g. personnel benefits)	0.00	0.00	0.00
Restitution for loss of government property	0.00	0.00	0.00
Liquidated damages and similar claims	0.00	0.00	0.00
Others (e.g. TEF, BTr, Docs Stamp, etc.)	0.00	0.00	0.00
Add/Less: Adjustments (e.g. cancelled/staled checks)	0.00	0.00	0.00
Balance of Disbursement Authorities as at date	0.00	0.00	0.00
Total Disbursements Program	11,935.69	0.00	11,935.69
Less: *Actual Disbursements	11,935.69	0.00	11,935.69
(Over)/Under spending	0.00	0.00	0.00

Notes: * The use of NTA is discouraged
Notes: ** Amounts should tally with the grand

Certified Correct:
for IZEL D. IBARDOLAZA
 Accountant II, Accounting Unit
 Office of the Director

Date: _____

Approved By:
[Signature]
AMELITA D. ORTIZ
 Assistant Director
 Officer-In-Charge, Office of the Director
[Signature]
 Date: _____

BIODIVERSITY MANAGEMENT BUREAU
 OFFICE OF THE AUDITOR
 FEB 08 2021
 RECEIVED BY: Darwin

SUMMARY

Particulars (1)	Previous Report (2)	This Month (3)	As at Date (4)
Total Disbursement Authorities Received	11,935.69	0.00	11,935.69
NCA	0.00	0.00	0.00
NTA	0.00	0.00	0.00
Working Fund	0.00	0.00	0.00
TRA	11,935.69	0.00	11,935.69
CDC	0.00	0.00	0.00
NCAA	0.00	0.00	0.00
Less: Notice of Transfer of Allocations (NTA)* issued	0.00	0.00	0.00
Total Disbursement Authorities Available	11,935.69	0.00	11,935.69
Less:	0.00	0.00	0.00
Lapsed NCA	0.00	0.00	0.00
Disbursements	11,935.69	0.00	11,935.69
Less: Other Non-Cash Disbursements	0.00	0.00	0.00
Disbursements effected through outright deductions from claims	0.00	0.00	0.00
Overpayment of expenses(e.g. personnel benefits)	0.00	0.00	0.00
Restitution for loss of government property	0.00	0.00	0.00
Liquidated damages and similar claims	0.00	0.00	0.00
Others (e.g. TEF, BTr, Docs Stamp, etc.)	0.00	0.00	0.00
Add/Less: Adjustments (e.g. cancelled/staled checks)	0.00	0.00	0.00
Balance of Disbursement Authorities as at date	0.00	0.00	0.00
Total Disbursements Program	11,935.69	0.00	11,935.69
Less: *Actual Disbursements	11,935.69	0.00	11,935.69
(Over)/Under spending	0.00	0.00	0.00

Notes: * The use of NTA is discouraged

Notes: ** Amounts should tally with the grand total disbursement (column 27).

Certified

[Signature]
IZEL D. IBARDOLAZA

Accountant II, Head-Accounting Unit, Office of the Director

Date:


Approved By:

[Signature]
AMELITA D. ORTIZ

Assistant Director

Officer-In-Charge, Office of the Director

Date:





SUMMARY

Particulars (1)	Previous Report (2)	This Month (3)	As at Date (4)
Total Disbursement Authorities Received	11,935.69	0.00	11,935.69
NCA	0.00	0.00	0.00
NTA	0.00	0.00	0.00
Working Fund	0.00	0.00	0.00
TRA	11,935.69	0.00	11,935.69
CDC	0.00	0.00	0.00
NCAA	0.00	0.00	0.00
Less: Notice of Transfer of Allocations (NTA)* issued	0.00	0.00	0.00
Total Disbursement Authorities Available	11,935.69	0.00	11,935.69
Less:	0.00	0.00	0.00
Lapsed NCA	0.00	0.00	0.00
Disbursements	11,935.69	0.00	11,935.69
Less: Other Non-Cash Disbursements	0.00	0.00	0.00
Disbursements effected through outright deductions from claims	0.00	0.00	0.00
Overpayment of expenses(e.g. personnel benefits)	0.00	0.00	0.00
Restitution for loss of government property	0.00	0.00	0.00
Liquidated damages and similar claims	0.00	0.00	0.00
Others (e.g. TEF, BTr, Docs Stamp, etc.)	0.00	0.00	0.00
Add/Less: Adjustments (e.g. cancelled/staled checks)	0.00	0.00	0.00
Balance of Disbursement Authorities as at date	0.00	0.00	0.00
Total Disbursements Program	11,935.69	0.00	11,935.69
Less: *Actual Disbursements	11,935.69	0.00	11,935.69
(Over)/Under spending	0.00	0.00	0.00

Notes: * The use of NTA is discouraged
 Notes: ** Amounts should tally with the grand total disbursement (column 27).

IZEL D. IBARDOLAZA
 Accountant II
 Accounting Unit, Office of the Director
 Date:


AMELITA D. ORTIZ
 Assistant Director
 Officer-In-Charge, Office of the Director
 Date: 

BIODIVERSITY MANAGEMENT BUREAU
 OFFICE OF THE AUDITOR
 APR 12 2021
 RECEIVED BY: Damin

MONTHLY REPORT OF DISBURSEMENTS

For the month of April 2021

Department of Environment and Natural Resources (DENR)
 Agency/Entity Office of the Secretary
 Operating Unit Biodiversity Management Bureau (BMB)
 Organization Code 10 001 0200003
 Fund Cluster 03 Special Account - Locally Funded/Domestic Grants Fund

Particulars	Current Year Budget					Prior Year's Budget											SUB-TOTAL	Trust Liabilities				Grand Total					Remarks		
	PS	MOOE	FinEx	CO	TOTAL	Prior Year's Accounts Payable					Current Year's Accounts Payable					TOTAL		PS	MOOE	CO	TOTAL	PS	MOOE	FinEx	CO	TOTAL			
						PS	MOOE	FinEx	CO	Sub-Total	PS	MOOE	FinEx	CO	Sub-Total														
1	2	3	4	5	6=(2+3+4+5)	7	8	9	10	11=(7+8+9+10)	12	13	14	15	16=(12+13+14+15)	17=(11+16)	18=(6+17)	19	20	21	22=(19+20+21)	23	24	25	26	27=(23+24+25+26)	28		
CASH DISBURSEMENTS	0.00	0.00	0.00	0.00	0.00	0.00	0.00	0.00	0.00	0.00	0.00	0.00	0.00	0.00	0.00	0.00	0.00	0.00	0.00	0.00	0.00	0.00	0.00	0.00	0.00	0.00	0.00	0.00	0.00
Notice of Cash Allocation (NCA)	0.00	0.00	0.00	0.00	0.00	0.00	0.00	0.00	0.00	0.00	0.00	0.00	0.00	0.00	0.00	0.00	0.00	0.00	0.00	0.00	0.00	0.00	0.00	0.00	0.00	0.00	0.00	0.00	0.00
MDS Checks Issued	0.00	0.00	0.00	0.00	0.00	0.00	0.00	0.00	0.00	0.00	0.00	0.00	0.00	0.00	0.00	0.00	0.00	0.00	0.00	0.00	0.00	0.00	0.00	0.00	0.00	0.00	0.00	0.00	0.00
Advice to Debit Account	0.00	0.00	0.00	0.00	0.00	0.00	0.00	0.00	0.00	0.00	0.00	0.00	0.00	0.00	0.00	0.00	0.00	0.00	0.00	0.00	0.00	0.00	0.00	0.00	0.00	0.00	0.00	0.00	0.00
Notice of Transfer Allocations (NTA)	0.00	0.00	0.00	0.00	0.00	0.00	0.00	0.00	0.00	0.00	0.00	0.00	0.00	0.00	0.00	0.00	0.00	0.00	0.00	0.00	0.00	0.00	0.00	0.00	0.00	0.00	0.00	0.00	0.00
MDS Checks Issued	0.00	0.00	0.00	0.00	0.00	0.00	0.00	0.00	0.00	0.00	0.00	0.00	0.00	0.00	0.00	0.00	0.00	0.00	0.00	0.00	0.00	0.00	0.00	0.00	0.00	0.00	0.00	0.00	0.00
Advice to Debit Account	0.00	0.00	0.00	0.00	0.00	0.00	0.00	0.00	0.00	0.00	0.00	0.00	0.00	0.00	0.00	0.00	0.00	0.00	0.00	0.00	0.00	0.00	0.00	0.00	0.00	0.00	0.00	0.00	0.00
Working Fund for FAPs	0.00	0.00	0.00	0.00	0.00	0.00	0.00	0.00	0.00	0.00	0.00	0.00	0.00	0.00	0.00	0.00	0.00	0.00	0.00	0.00	0.00	0.00	0.00	0.00	0.00	0.00	0.00	0.00	0.00
Cash Disbursement Ceiling (CDC)	0.00	0.00	0.00	0.00	0.00	0.00	0.00	0.00	0.00	0.00	0.00	0.00	0.00	0.00	0.00	0.00	0.00	0.00	0.00	0.00	0.00	0.00	0.00	0.00	0.00	0.00	0.00	0.00	0.00
TOTAL CASH DISBURSEMENTS	0.00	0.00	0.00	0.00	0.00	0.00	0.00	0.00	0.00	0.00	0.00	0.00	0.00	0.00	0.00	0.00	0.00	0.00	0.00	0.00	0.00	0.00	0.00	0.00	0.00	0.00	0.00	0.00	0.00
NON-CASH DISBURSEMENTS	0.00	103,593.09	0.00	0.00	103,593.09	0.00	0.00	0.00	0.00	0.00	0.00	0.00	0.00	0.00	0.00	0.00	103,593.09	0.00	0.00	0.00	0.00	0.00	103,593.09	0.00	0.00	0.00	103,593.09	0.00	
Tax Remittance Advices Issued (TRA)	0.00	103,593.09	0.00	0.00	103,593.09	0.00	0.00	0.00	0.00	0.00	0.00	0.00	0.00	0.00	0.00	0.00	103,593.09	0.00	0.00	0.00	0.00	0.00	103,593.09	0.00	0.00	0.00	103,593.09	0.00	
Non-Cash Availment Authority (NCAA)	0.00	0.00	0.00	0.00	0.00	0.00	0.00	0.00	0.00	0.00	0.00	0.00	0.00	0.00	0.00	0.00	0.00	0.00	0.00	0.00	0.00	0.00	0.00	0.00	0.00	0.00	0.00	0.00	0.00
Disbursements effected through outright deductions from claims (please specify...)	0.00	0.00	0.00	0.00	0.00	0.00	0.00	0.00	0.00	0.00	0.00	0.00	0.00	0.00	0.00	0.00	0.00	0.00	0.00	0.00	0.00	0.00	0.00	0.00	0.00	0.00	0.00	0.00	0.00
Overpayment of expenses(e.g. personnel benefits)	0.00	0.00	0.00	0.00	0.00	0.00	0.00	0.00	0.00	0.00	0.00	0.00	0.00	0.00	0.00	0.00	0.00	0.00	0.00	0.00	0.00	0.00	0.00	0.00	0.00	0.00	0.00	0.00	0.00
Restitution for loss of government property	0.00	0.00	0.00	0.00	0.00	0.00	0.00	0.00	0.00	0.00	0.00	0.00	0.00	0.00	0.00	0.00	0.00	0.00	0.00	0.00	0.00	0.00	0.00	0.00	0.00	0.00	0.00	0.00	0.00
Liquidated damages and similar claims	0.00	0.00	0.00	0.00	0.00	0.00	0.00	0.00	0.00	0.00	0.00	0.00	0.00	0.00	0.00	0.00	0.00	0.00	0.00	0.00	0.00	0.00	0.00	0.00	0.00	0.00	0.00	0.00	0.00
Others(TEF, BTr- Documentary Stamp Tax, etc.)	0.00	0.00	0.00	0.00	0.00	0.00	0.00	0.00	0.00	0.00	0.00	0.00	0.00	0.00	0.00	0.00	0.00	0.00	0.00	0.00	0.00	0.00	0.00	0.00	0.00	0.00	0.00	0.00	0.00
TOTAL NON-CASH DISBURSEMENTS	0.00	103,593.09	0.00	0.00	103,593.09	0.00	0.00	0.00	0.00	0.00	0.00	0.00	0.00	0.00	0.00	0.00	103,593.09	0.00	0.00	0.00	0.00	0.00	103,593.09	0.00	0.00	0.00	103,593.09	0.00	
GRAND TOTAL	0.00	103,593.09	0.00	0.00	103,593.09	0.00	0.00	0.00	0.00	0.00	0.00	0.00	0.00	0.00	0.00	0.00	103,593.09	0.00	0.00	0.00	0.00	0.00	103,593.09	0.00	0.00	0.00	103,593.09	0.00	

SUMMARY

Particulars	Previous Report	This Month	As at Date
(1)	(2)	(3)	(4)
Total Disbursement Authorities Received	11,935.69	103,593.09	115,528.78
NCA	0.00	0.00	0.00
NTA	0.00	0.00	0.00
Working Fund	0.00	0.00	0.00
TRA	11,935.69	103,593.09	115,528.78
CDC	0.00	0.00	0.00
NCAA	0.00	0.00	0.00
Less: Notice of Transfer of Allocations (NTA)* issued	0.00	0.00	0.00
Total Disbursement Authorities Available	11,935.69	103,593.09	115,528.78
Less:	0.00	0.00	0.00
Lapsed NCA	0.00	0.00	0.00
Disbursements	11,935.69	103,593.09	115,528.78
Less: Other Non-Cash Disbursements	0.00	0.00	0.00
Disbursements effected through outright deductions from claims	0.00	0.00	0.00
Overpayment of expenses(e.g. personnel benefits)	0.00	0.00	0.00
Restitution for loss of government property	0.00	0.00	0.00
Liquidated damages and similar claims	0.00	0.00	0.00
Others (e.g. TEF, BTr, Docs Stamp, etc.)	0.00	0.00	0.00
Add/Less: Adjustments (e.g. cancelled/staled checks)	0.00	0.00	0.00
Balance of Disbursement Authorities as at date	0.00	0.00	0.00
Total Disbursements Program	11,935.69	103,593.09	115,528.78
Less: *Actual Disbursements	11,935.69	103,593.09	115,528.78
(Over)/Under spending	0.00	0.00	0.00

Notes: * The use of NTA is discouraged


Notes: ** Amounts should tally with the grand total disbursement (column 27)

IZEL D. IBARDOLA

Accountant II

Head, Accounting Unit-Office of the Director

Date:



Amelita D. Ortiz
AMELITA D. ORTIZ

Assistant Director

Officer-In-Charge, Office of the Director

Date:

BIODIVERSITY MANAGEMENT BUREAU
Administrative and Finance, Office of the Director
Budget Section

MAY 05 2021

RECEIVED BY: Melinda

MONTHLY REPORT OF DISBURSEMENTS
For the month of May 2021

Apple

Department: Department of Environment and Natural Resources (DENR)
 Agency/Entity: Office of the Secretary
 Operating Unit: Biodiversity Management Bureau (BMB)
 Organization Code (UACS): 10 001 0200003
 Fund Cluster: 03 Special Account - Locally Funded/Domestic Grants
 Fund:


Particulars	Current Year Budget					Prior Year's Budget											SUB-TOTAL	Trust Liabilities				Grand Total					Remarks
	PS	MOOE	FinEx	CO	TOTAL	Prior Year's Accounts Payable					Current Year's Accounts Payable					TOTAL		PS	MOOE	CO	TOTAL	PS	MOOE	FinEx	CO	TOTAL	
						PS	MOOE	FinEx	CO	Sub-Total	PS	MOOE	FinEx	CO	Sub-Total												
1	2	3	4	5	6=(2+3+4+5)	7	8	9	10	11=(7+8+9+10)	12	13	14	15	16=(12+13+14+15)	17=(11+16)	18=(6+17)	19	20	21	22=(19+20+21)	23	24	25	26	27=(23+24+25+26)	28
CASH DISBURSEMENTS	0.00	105,000.00	0.00	559,459.82	664,459.82	0.00	0.00	0.00	0.00	0.00	0.00	0.00	0.00	0.00	0.00	0.00	664,459.82	0.00	0.00	0.00	0.00	0.00	105,000.00	0.00	559,459.82	664,459.82	
Notice of Cash Allocation (NCA)	0.00	105,000.00	0.00	559,459.82	664,459.82	0.00	0.00	0.00	0.00	0.00	0.00	0.00	0.00	0.00	0.00	0.00	664,459.82	0.00	0.00	0.00	0.00	0.00	105,000.00	0.00	559,459.82	664,459.82	
MDS Checks Issued	0.00	0.00	0.00	0.00	0.00	0.00	0.00	0.00	0.00	0.00	0.00	0.00	0.00	0.00	0.00	0.00	0.00	0.00	0.00	0.00	0.00	0.00	0.00	0.00	0.00	0.00	
Advice to Debit Account	0.00	105,000.00	0.00	559,459.82	664,459.82	0.00	0.00	0.00	0.00	0.00	0.00	0.00	0.00	0.00	0.00	0.00	664,459.82	0.00	0.00	0.00	0.00	0.00	105,000.00	0.00	559,459.82	664,459.82	
Notice of Transfer Allocations (NTA)	0.00	0.00	0.00	0.00	0.00	0.00	0.00	0.00	0.00	0.00	0.00	0.00	0.00	0.00	0.00	0.00	0.00	0.00	0.00	0.00	0.00	0.00	0.00	0.00	0.00	0.00	
MDS Checks Issued	0.00	0.00	0.00	0.00	0.00	0.00	0.00	0.00	0.00	0.00	0.00	0.00	0.00	0.00	0.00	0.00	0.00	0.00	0.00	0.00	0.00	0.00	0.00	0.00	0.00	0.00	
Advice to Debit Account	0.00	0.00	0.00	0.00	0.00	0.00	0.00	0.00	0.00	0.00	0.00	0.00	0.00	0.00	0.00	0.00	0.00	0.00	0.00	0.00	0.00	0.00	0.00	0.00	0.00	0.00	
Working Fund for FAPs	0.00	0.00	0.00	0.00	0.00	0.00	0.00	0.00	0.00	0.00	0.00	0.00	0.00	0.00	0.00	0.00	0.00	0.00	0.00	0.00	0.00	0.00	0.00	0.00	0.00	0.00	
Cash Disbursement Ceiling (CDC)	0.00	0.00	0.00	0.00	0.00	0.00	0.00	0.00	0.00	0.00	0.00	0.00	0.00	0.00	0.00	0.00	0.00	0.00	0.00	0.00	0.00	0.00	0.00	0.00	0.00	0.00	
TOTAL CASH DISBURSEMENTS	0.00	105,000.00	0.00	559,459.82	664,459.82	0.00	0.00	0.00	0.00	0.00	0.00	0.00	0.00	0.00	0.00	0.00	664,459.82	0.00	0.00	0.00	0.00	0.00	105,000.00	0.00	559,459.82	664,459.82	
NON-CASH DISBURSEMENTS	0.00	0.00	0.00	0.00	0.00	0.00	0.00	0.00	0.00	0.00	0.00	0.00	0.00	0.00	0.00	0.00	0.00	0.00	0.00	0.00	0.00	0.00	0.00	0.00	0.00	0.00	
Tax Remittance Advices Issued (TRA)	0.00	0.00	0.00	0.00	0.00	0.00	0.00	0.00	0.00	0.00	0.00	0.00	0.00	0.00	0.00	0.00	0.00	0.00	0.00	0.00	0.00	0.00	0.00	0.00	0.00	0.00	
Non-Cash Availment Authority (NCAA)	0.00	0.00	0.00	0.00	0.00	0.00	0.00	0.00	0.00	0.00	0.00	0.00	0.00	0.00	0.00	0.00	0.00	0.00	0.00	0.00	0.00	0.00	0.00	0.00	0.00	0.00	
Disbursements effected through outright deductions from claims (please specify...)	0.00	0.00	0.00	0.00	0.00	0.00	0.00	0.00	0.00	0.00	0.00	0.00	0.00	0.00	0.00	0.00	0.00	0.00	0.00	0.00	0.00	0.00	0.00	0.00	0.00	0.00	
Overpayment of expenses (e.g. personnel benefits)	0.00	0.00	0.00	0.00	0.00	0.00	0.00	0.00	0.00	0.00	0.00	0.00	0.00	0.00	0.00	0.00	0.00	0.00	0.00	0.00	0.00	0.00	0.00	0.00	0.00	0.00	
Restitution for loss of government property	0.00	0.00	0.00	0.00	0.00	0.00	0.00	0.00	0.00	0.00	0.00	0.00	0.00	0.00	0.00	0.00	0.00	0.00	0.00	0.00	0.00	0.00	0.00	0.00	0.00	0.00	
Liquidated damages and similar claims	0.00	0.00	0.00	0.00	0.00	0.00	0.00	0.00	0.00	0.00	0.00	0.00	0.00	0.00	0.00	0.00	0.00	0.00	0.00	0.00	0.00	0.00	0.00	0.00	0.00	0.00	
Others (TEF, BTr-Documentary Stamp Tax, etc.)	0.00	0.00	0.00	0.00	0.00	0.00	0.00	0.00	0.00	0.00	0.00	0.00	0.00	0.00	0.00	0.00	0.00	0.00	0.00	0.00	0.00	0.00	0.00	0.00	0.00	0.00	
TOTAL NON-CASH DISBURSEMENTS	0.00	0.00	0.00	0.00	0.00	0.00	0.00	0.00	0.00	0.00	0.00	0.00	0.00	0.00	0.00	0.00	0.00	0.00	0.00	0.00	0.00	0.00	0.00	0.00	0.00	0.00	
GRAND TOTAL	0.00	105,000.00	0.00	559,459.82	664,459.82	0.00	0.00	0.00	0.00	0.00	0.00	0.00	0.00	0.00	0.00	0.00	664,459.82	0.00	0.00	0.00	0.00	0.00	105,000.00	0.00	559,459.82	664,459.82	



SUMMARY

Particulars (1)	Previous Report (2)	This Month (3)	As at Date (4)
Total Disbursement Authorities Received	115,528.78	1,045,000.00	1,160,528.78
NCA	0.00	1,045,000.00	1,045,000.00
NTA	0.00	0.00	0.00
Working Fund	0.00	0.00	0.00
TRA	115,528.78	0.00	115,528.78
CDC	0.00	0.00	0.00
NCAA	0.00	0.00	0.00
Less: Notice of Transfer of Allocations (NTA)* issued	0.00	0.00	0.00
Total Disbursement Authorities Available	115,528.78	1,045,000.00	1,160,528.78
Less:	0.00	0.00	0.00
Lapsed NCA	0.00	380,540.18	380,540.18
Disbursements	115,528.78	664,459.82	779,988.60
Less: Other Non-Cash Disbursements	0.00	0.00	0.00
Disbursements effected through outright deductions from claims	0.00	0.00	0.00
Overpayment of expenses(e.g. personnel benefits)	0.00	0.00	0.00
Restitution for loss of government property	0.00	0.00	0.00
Liquidated damages and similar claims	0.00	0.00	0.00
Others (e.g. TEF, BTr, Docs Stamp, etc.)	0.00	0.00	0.00
Add/Less: Adjustments (e.g. cancelled/staled checks)	0.00	0.00	0.00
Balance of Disbursement Authorities as at date	0.00	0.00	0.00
Total Disbursements Program	115,528.78	1,045,000.00	1,160,528.78
Less: *Actual Disbursements	115,528.78	664,459.82	779,988.60
(Over)/Under spending	0.00	380,540.18	380,540.18

Notes: * The use of NTA is discouraged
 Notes: ** Amounts should tally with the grand total disbursement (column 27).

BIODIVERSITY MANAGEMENT BUREAU
 OFFICE OF THE AUDITOR
 JUN 07 2021
 RECEIVED BY: Darwin

Certified Correct: 
 IZEL D. IBARCO LAZA, CPA
 Head, Accounting Unit - Office of the Director
 Date:

Approved By: 
 EDILBERTO DO-LEONARDO, PhD
 Undersecretary for Special Concerns and OIC, Director
 Date: 

MONTHLY REPORT OF DISBURSEMENTS
For the month of July 2021

Department: Department of Environment and Natural Resources (DENR) Organization Code (UACS): 100010100000						Agency: Office of the Secretary Fund Cluster: 03 - Integrated Protected Areas Fund (401)											Operating Unit: Biodiversity Management Bureau Report Status: ALL											
PARTICULARS	CURRENT YEAR BUDGET					PRIOR YEAR'S BUDGET										SUB-TOTAL	TRUST LIABILITIES				GRAND TOTAL					REMARKS		
	PS	MOOE	Fin. Exp	CO	TOTAL	PRIOR YEAR'S ACCOUNTS PAYABLE					CURRENT YEAR'S ACCOUNTS PAYABLE						PS	MOOE	CO	TOTAL	PS	MOOE	Fin. Exp	CO	TOTAL			
						PS	MOOE	Fin. Exp	CO	Sub-Total	PS	MOOE	Fin. Exp	CO	Sub-Total												TOTAL	
1	2	3	4	5	6=(2+3+4+5)	7	8	9	10	11=(7+8+9+10)	12	13	14	15	16=(12+13+14+15)	17=(11+16)	18=(6+17)	19	20	21	22=(19+20+21)	23	24	25	26	27=(23+24+25+26)	28	
Notice of Cash Allocation (NCA)																												
MDS Checks Issued																												
Advice to Debit Account																												
Tax Remittance Advices Issued (TRA)																												
Grand Total																												

Summary

PARTICULARS	PREVIOUS REPORT	CURRENT MONTH	AS OF DATE
-1	-2	-3	-4
Total Disbursement Authorities Received			
NCA			
Working Fund			
TRA	115,093.09		115,093.09
CDC			
NCAA			
Others (CDT, BTr Docs Stamp, etc.)			
Less: Notice of Transfer Allocations (NTA)* issued			
Total Disbursements Authorities Available	115,093.09		115,093.09
Less			
Lapsed NCA Disbursements	115,093.09		115,093.09
Balance of Disbursements Authorities as of to date			
Total Disbursements Program	115,093.09		115,093.09
Less: * Actual Disbursements	115,093.09		115,093.09
(Over)/Under spending~			

Certified Correct:

[Signature]
IZEL D. IBARDOLAZA
Head, Accounting Unit

Recommending Approval:

[Signature]
AMELITA D. ORTIZ
Assistant Director

Approved By:

[Signature]
EDILBERTO DC LEONARDO, PhD.
Undersecretary for Special Concerns and OIC Director

MONTHLY REPORT OF DISBURSEMENTS
For the month of July 2021

Department: Department of Environment and Natural Resources (DENR)					Agency: Office of the Secretary					Operating Unit: Biodiversity Management Bureau																			
Organization Code (UACS): 100010100000					Fund Cluster: 03 - Wildlife Management Fund (151)					Report Status: ALL																			
PARTICULARS	CURRENT YEAR BUDGET					PRIOR YEAR'S BUDGET							SUB-TOTAL	TRUST LIABILITIES				GRAND TOTAL					REMARKS						
	PS	MOOE	Fin. Exp	CO	TOTAL	PRIOR YEAR'S ACCOUNTS PAYABLE				CURRENT YEAR'S ACCOUNTS PAYABLE				PS	MOOE	CO	TOTAL	PS	MOOE	CO	TOTAL	PS		MOOE	Fin. Exp	CO	TOTAL		
						PS	MOOE	Fin. Exp	CO	Sub-Total	PS	MOOE																Fin. Exp	CO
1	2	3	4	5	6=(2+3+4+5)	7	8	9	10	11=(7+8+9+10)	12	13	14	15	16=(12+13+14+15)	17=(11+16)	18=(6+17)	19	20	21	22=(19+20+21)	23	24	25	26	27=(23+24+25+26)	28		
Notice of Cash Allocation (NCA)	-	2,700.00	-	-	2,700.00	-	-	-	-	-	-	-	-	-	-	-	2,700.00	-	-	-	-	-	-	-	-	2,700.00	-	-	2,700.00
MDS Checks issued	-	2,700.00	-	-	2,700.00	-	-	-	-	-	-	-	-	-	-	-	2,700.00	-	-	-	-	-	-	-	-	2,700.00	-	-	2,700.00
Advice to Debit Account	-	-	-	-	-	-	-	-	-	-	-	-	-	-	-	-	-	-	-	-	-	-	-	-	-	-	-	-	-
Tax Remittance Advices Issued (TRA)	-	40,139.20	-	-	40,139.20	-	-	-	-	-	-	-	-	-	-	-	40,139.20	-	-	-	-	-	-	-	-	40,139.20	-	-	40,139.20
Grand Total	-	42,839.20	-	-	42,839.20	-	-	-	-	-	-	-	-	-	-	-	42,839.20	-	-	-	-	-	-	-	-	42,839.20	-	-	42,839.20

Summary

PARTICULARS	PREVIOUS REPORT	CURRENT MONTH	AS OF DATE
-1	-2	-3	-4
Total Disbursement Authorities Received			
NCA	1,045,000.00	618,000.00	1,663,000.00
Working Fund	-	-	-
TRA	435.69	40,139.20	40,574.89
CDC	-	-	-
NCAA	-	-	-
Others (CDT, BTr Docs Stamp, etc.)	-	-	-
Less: Notice of Transfer Allocations (NTA)* issued	190,851.50	-	190,851.50
Total Disbursements Authorities Available	854,584.19	658,139.20	1,512,723.39
Less			
Lapsed NCA	189,688.68	-	189,688.68
Disbursements	664,895.51	42,839.20	707,734.71
Balance of Disbursements Authorities as of to date	-	615,300.00	615,300.00
Total Disbursements Program	854,584.19	658,139.20	1,512,723.39
Less: * Actual Disbursements	664,895.51	42,839.20	707,734.71
(Over)/Under spending~	189,688.68	615,300.00	804,988.68

Certified Correct:

Izel D. Ibarola
IZEL D. IBARDOLAZA
Head, Accounting Unit

Recommending Approval:

Amelita D. Ortiz
AMELITA D. ORTIZ
Assistant Director

Approved By:

Edilberto D. Leonardo
EDILBERTO D. LEONARDO, Ph.D.
Undersecretary for Special Concerns and OIC Director

MONTHLY REPORT OF DISBURSEMENTS
For the month of August 2021

Department **Department of Environment and Natural Resources (DENR)**
 Agency/Entity **Office of the Secretary**
 Operating Unit **Biodiversity Management Bureau (BMB)**
 Organization Code (UACS) **10 001 0200003**
 Fund Cluster **03 Special Account - Locally Funded/Domestic Grants Fund**

Particulars	Current Year Budget					Prior Year's Budget											SUB-TOTAL	Trust Liabilities				Grand Total					Remarks	
	PS	MOOE	FinEx	CO	TOTAL	Prior Year's Accounts Payable					Current Year's Accounts Payable					TOTAL		PS	MOOE	CO	TOTAL	PS	MOOE	FinEx	CO	TOTAL		
						PS	MOOE	FinEx	CO	Sub-Total	PS	MOOE	FinEx	CO	Sub-Total													
1	2	3	4	5	6=(2+3+4+5)	7	8	9	10	11=(7+8+9+10)	12	13	14	15	16=(12+13+14+15)	17=(11+16)	18=(6+17)	19	20	21	22=(19+20+21)	23	24	25	26	27=(23+24+25+26)	28	
CASH DISBURSEMENTS	0.00	36,055.11	0.00	0.00	36,055.11	0.00	0.00	0.00	0.00	0.00	0.00	0.00	0.00	0.00	0.00	0.00	36,055.11	0.00	0.00	0.00	0.00	0.00	36,055.11	0.00	0.00	0.00	36,055.11	
Notice of Cash Allocation (NCA)	0.00	36,055.11	0.00	0.00	36,055.11	0.00	0.00	0.00	0.00	0.00	0.00	0.00	0.00	0.00	0.00	0.00	36,055.11	0.00	0.00	0.00	0.00	0.00	36,055.11	0.00	0.00	0.00	36,055.11	
MDS Checks Issued	0.00	36,055.11	0.00	0.00	36,055.11	0.00	0.00	0.00	0.00	0.00	0.00	0.00	0.00	0.00	0.00	0.00	36,055.11	0.00	0.00	0.00	0.00	0.00	36,055.11	0.00	0.00	0.00	36,055.11	
Advice to Debit Account	0.00	0.00	0.00	0.00	0.00	0.00	0.00	0.00	0.00	0.00	0.00	0.00	0.00	0.00	0.00	0.00	0.00	0.00	0.00	0.00	0.00	0.00	0.00	0.00	0.00	0.00	0.00	0.00
Notice of Transfer Allocations (NTA)	0.00	0.00	0.00	0.00	0.00	0.00	0.00	0.00	0.00	0.00	0.00	0.00	0.00	0.00	0.00	0.00	0.00	0.00	0.00	0.00	0.00	0.00	0.00	0.00	0.00	0.00	0.00	0.00
MDS Checks Issued	0.00	0.00	0.00	0.00	0.00	0.00	0.00	0.00	0.00	0.00	0.00	0.00	0.00	0.00	0.00	0.00	0.00	0.00	0.00	0.00	0.00	0.00	0.00	0.00	0.00	0.00	0.00	0.00
Advice to Debit Account	0.00	0.00	0.00	0.00	0.00	0.00	0.00	0.00	0.00	0.00	0.00	0.00	0.00	0.00	0.00	0.00	0.00	0.00	0.00	0.00	0.00	0.00	0.00	0.00	0.00	0.00	0.00	0.00
Working Fund for FAPs	0.00	0.00	0.00	0.00	0.00	0.00	0.00	0.00	0.00	0.00	0.00	0.00	0.00	0.00	0.00	0.00	0.00	0.00	0.00	0.00	0.00	0.00	0.00	0.00	0.00	0.00	0.00	0.00
Cash Disbursement Ceiling (CDC)	0.00	0.00	0.00	0.00	0.00	0.00	0.00	0.00	0.00	0.00	0.00	0.00	0.00	0.00	0.00	0.00	0.00	0.00	0.00	0.00	0.00	0.00	0.00	0.00	0.00	0.00	0.00	0.00
TOTAL CASH DISBURSEMENTS	0.00	36,055.11	0.00	0.00	36,055.11	0.00	0.00	0.00	0.00	0.00	0.00	0.00	0.00	0.00	0.00	0.00	36,055.11	0.00	0.00	0.00	0.00	0.00	36,055.11	0.00	0.00	0.00	36,055.11	
NON-CASH DISBURSEMENTS	0.00	0.00	0.00	0.00	0.00	0.00	0.00	0.00	0.00	0.00	0.00	0.00	0.00	0.00	0.00	0.00	0.00	0.00	0.00	0.00	0.00	0.00	0.00	0.00	0.00	0.00	0.00	0.00
Tax Remittance Advices Issued (TRA)	0.00	0.00	0.00	0.00	0.00	0.00	0.00	0.00	0.00	0.00	0.00	0.00	0.00	0.00	0.00	0.00	0.00	0.00	0.00	0.00	0.00	0.00	0.00	0.00	0.00	0.00	0.00	0.00
Non-Cash Availment Authority (NCAA)	0.00	0.00	0.00	0.00	0.00	0.00	0.00	0.00	0.00	0.00	0.00	0.00	0.00	0.00	0.00	0.00	0.00	0.00	0.00	0.00	0.00	0.00	0.00	0.00	0.00	0.00	0.00	0.00
Disbursements effected through outright deductions from claims (please specify...)	0.00	0.00	0.00	0.00	0.00	0.00	0.00	0.00	0.00	0.00	0.00	0.00	0.00	0.00	0.00	0.00	0.00	0.00	0.00	0.00	0.00	0.00	0.00	0.00	0.00	0.00	0.00	0.00
Overpayment of expenses(e.g. personnel benefits)	0.00	0.00	0.00	0.00	0.00	0.00	0.00	0.00	0.00	0.00	0.00	0.00	0.00	0.00	0.00	0.00	0.00	0.00	0.00	0.00	0.00	0.00	0.00	0.00	0.00	0.00	0.00	0.00
Restitution for loss of government property	0.00	0.00	0.00	0.00	0.00	0.00	0.00	0.00	0.00	0.00	0.00	0.00	0.00	0.00	0.00	0.00	0.00	0.00	0.00	0.00	0.00	0.00	0.00	0.00	0.00	0.00	0.00	0.00
Liquidated damages and similar claims	0.00	0.00	0.00	0.00	0.00	0.00	0.00	0.00	0.00	0.00	0.00	0.00	0.00	0.00	0.00	0.00	0.00	0.00	0.00	0.00	0.00	0.00	0.00	0.00	0.00	0.00	0.00	0.00
Others(TEF, BTr-Documentary Stamp Tax, etc.)	0.00	0.00	0.00	0.00	0.00	0.00	0.00	0.00	0.00	0.00	0.00	0.00	0.00	0.00	0.00	0.00	0.00	0.00	0.00	0.00	0.00	0.00	0.00	0.00	0.00	0.00	0.00	0.00
TOTAL NON-CASH DISBURSEMENTS	0.00	0.00	0.00	0.00	0.00	0.00	0.00	0.00	0.00	0.00	0.00	0.00	0.00	0.00	0.00	0.00	0.00	0.00	0.00	0.00	0.00	0.00	0.00	0.00	0.00	0.00	0.00	0.00
GRAND TOTAL	0.00	36,055.11	0.00	0.00	36,055.11	0.00	0.00	0.00	0.00	0.00	0.00	0.00	0.00	0.00	0.00	0.00	36,055.11	0.00	0.00	0.00	0.00	0.00	36,055.11	0.00	0.00	0.00	36,055.11	

SUMMARY

Particulars (1)	Previous Report (2)	This Month (3)	As at Date (4)
Total Disbursement Authorities Received	1,818,667.98	0.00	1,818,667.98
NCA	1,663,000.00	0.00	1,663,000.00
NTA	0.00	0.00	0.00
Working Fund	0.00	0.00	0.00
TRA	155,667.98	0.00	155,667.98
CDC	0.00	0.00	0.00
NCAA	0.00	0.00	0.00
Less: Notice of Transfer of Allocations (NTA)* issued	190,851.50	0.00	190,851.50
Total Disbursement Authorities Available	1,627,816.48	0.00	1,627,816.48
Less:	0.00	0.00	0.00
Lapsed NCA	189,688.68	0.00	189,688.68
Disbursements	822,827.80	36,055.11	858,882.91
Less: Other Non-Cash Disbursements	0.00	0.00	0.00
Disbursements effected through outright deductions from claims	0.00	0.00	0.00
Overpayment of expenses (e.g. personnel benefits)	0.00	0.00	0.00
Restitution for loss of government property	0.00	0.00	0.00
Liquidated damages and similar claims	0.00	0.00	0.00
Others (e.g. TEF, BTr, Docs Stamp, etc.)	0.00	0.00	0.00
Add/Less: Adjustments (e.g. cancelled/staled checks)	0.00	0.00	0.00
Balance of Disbursement Authorities as at date	615,300.00	(36,055.11)	579,244.89
Total Disbursements Program	1,627,816.48	0.00	1,627,816.48
Less: *Actual Disbursements	822,827.80	36,055.11	858,882.91
(Over)/Under spending	804,988.68	(36,055.11)	768,933.57

Notes: * The use of NTA is discouraged


Notes: ** Amounts should tally with the grand total disbursement (column 27).


Certified Correct:

IZEL D. IBARDOLAZA, CPA

Head, Accounting Unit - Office of the Director

Date:



Approved By: 
AMEL TADI ORTIZ
Assistant Director
Officer-In-Charge, Office of the Director

SUMMARY

Particulars (1)	Previous Report (2)	This Month (3)	As at Date (4)
Total Disbursement Authorities Received	1,818,667.98	0.00	1,818,667.98
NCA	1,663,000.00	0.00	1,663,000.00
NTA	0.00	0.00	0.00
Working Fund	0.00	0.00	0.00
TRA	155,667.98	0.00	155,667.98
CDC	0.00	0.00	0.00
NCAA	0.00	0.00	0.00
Less: Notice of Transfer of Allocations (NTA)* issued	190,851.50	0.00	190,851.50
Total Disbursement Authorities Available	1,627,816.48	0.00	1,627,816.48
Less:	0.00	0.00	0.00
Lapsed NCA	189,688.68	211,502.26	401,190.94
Disbursements	858,882.91	367,742.63	1,226,625.54
Less: Other Non-Cash Disbursements	0.00	0.00	0.00
Disbursements effected through outright deductions from claims	0.00	0.00	0.00
Overpayment of expenses(e.g. personnel benefits)	0.00	0.00	0.00
Restitution for loss of government property	0.00	0.00	0.00
Liquidated damages and similar claims	0.00	0.00	0.00
Others (e.g. TEF, BTr, Docs Stamp, etc.)	0.00	0.00	0.00
Add/Less: Adjustments (e.g. cancelled/staled checks)	0.00	0.00	0.00
Balance of Disbursement Authorities as at date	579,244.89	(579,244.89)	0.00
Total Disbursements Program	1,627,816.48	0.00	1,627,816.48
Less: *Actual Disbursements	858,882.91	367,742.63	1,226,625.54
(Over)/Under spending	768,933.57	(367,742.63)	401,190.94

Notes: * The use of NTA is discouraged

Notes: ** Amounts should tally with the grand total disbursement (column 27).

Certified Correct:


fw *IZEL*
IZEL D. IBARDOLAZA, CPA
 Head, Accounting Unit - Office of the Director
 Date: *10/4/2021*

Recommending Approval:

AMELITA
AMELITA B.J. ORTIZ
 Assistant Director
 Date:

Approved By:

DATU TUNGKO M. SAIKOL
DATU TUNGKO M. SAIKOL
 Director
 Date:



MONTHLY REPORT OF DISBURSEMENTS
For the month of October 2021

Department Department of Environment and Natural Resources (DENR)
 Agency/Entity Office of the Secretary
 Operating Unit Biodiversity Management Bureau (BMB)
 Organization Code 10 001 0200003
 (UACS)
 Fund Cluster 03 Special Account - Locally Funded/Domestic Grants Fund

Particulars	Current Year Budget					Prior Year's Budget											SUB-TOTAL	Trust Liabilities				Grand Total					Remarks		
	PS	MOOE	FinEx	CO	TOTAL	Prior Year's Accounts Payable					Current Year's Accounts Payable					TOTAL		PS	MOOE	CO	TOTAL	PS	MOOE	FinEx	CO	TOTAL			
						PS	MOOE	FinEx	CO	Sub-Total	PS	MOOE	FinEx	CO	Sub-Total														
						7	8	9	10	11=(7+8+9+10)	12	13	14	15	16=(12+13+14+15)													17=(11+16)	18=(6+17)
1	2	3	4	5	6=(2+3+4+5)	7	8	9	10	11=(7+8+9+10)	12	13	14	15	16=(12+13+14+15)	17=(11+16)	18=(6+17)	19	20	21	22=(19+20+21)	23	24	25	26	27=(23+24+25+26)	28		
CASH DISBURSEMENTS	0.00	136,731.54	0.00	0.00	136,731.54	0.00	0.00	0.00	0.00	0.00	0.00	0.00	0.00	0.00	0.00	0.00	0.00	136,731.54	0.00	0.00	0.00	0.00	0.00	136,731.54	0.00	0.00	136,731.54		
Notice of Cash Allocation (NCA)	0.00	136,731.54	0.00	0.00	136,731.54	0.00	0.00	0.00	0.00	0.00	0.00	0.00	0.00	0.00	0.00	0.00	0.00	136,731.54	0.00	0.00	0.00	0.00	0.00	136,731.54	0.00	0.00	136,731.54		
MDS Checks Issued	0.00	2,310.66	0.00	0.00	2,310.66	0.00	0.00	0.00	0.00	0.00	0.00	0.00	0.00	0.00	0.00	0.00	0.00	2,310.66	0.00	0.00	0.00	0.00	0.00	2,310.66	0.00	0.00	2,310.66		
Advice to Debit Account	0.00	134,420.88	0.00	0.00	134,420.88	0.00	0.00	0.00	0.00	0.00	0.00	0.00	0.00	0.00	0.00	0.00	0.00	134,420.88	0.00	0.00	0.00	0.00	0.00	134,420.88	0.00	0.00	134,420.88		
Notice of Transfer Allocations (NTA)	0.00	0.00	0.00	0.00	0.00	0.00	0.00	0.00	0.00	0.00	0.00	0.00	0.00	0.00	0.00	0.00	0.00	0.00	0.00	0.00	0.00	0.00	0.00	0.00	0.00	0.00	0.00	0.00	
MDS Checks Issued	0.00	0.00	0.00	0.00	0.00	0.00	0.00	0.00	0.00	0.00	0.00	0.00	0.00	0.00	0.00	0.00	0.00	0.00	0.00	0.00	0.00	0.00	0.00	0.00	0.00	0.00	0.00	0.00	
Advice to Debit Account	0.00	0.00	0.00	0.00	0.00	0.00	0.00	0.00	0.00	0.00	0.00	0.00	0.00	0.00	0.00	0.00	0.00	0.00	0.00	0.00	0.00	0.00	0.00	0.00	0.00	0.00	0.00	0.00	
Working Fund for FAPs	0.00	0.00	0.00	0.00	0.00	0.00	0.00	0.00	0.00	0.00	0.00	0.00	0.00	0.00	0.00	0.00	0.00	0.00	0.00	0.00	0.00	0.00	0.00	0.00	0.00	0.00	0.00	0.00	
Cash Disbursement Ceiling (CDC)	0.00	0.00	0.00	0.00	0.00	0.00	0.00	0.00	0.00	0.00	0.00	0.00	0.00	0.00	0.00	0.00	0.00	0.00	0.00	0.00	0.00	0.00	0.00	0.00	0.00	0.00	0.00	0.00	
TOTAL CASH DISBURSEMENTS	0.00	136,731.54	0.00	0.00	136,731.54	0.00	0.00	0.00	0.00	0.00	0.00	0.00	0.00	0.00	0.00	0.00	0.00	136,731.54	0.00	0.00	0.00	0.00	0.00	136,731.54	0.00	0.00	136,731.54		
NON-CASH DISBURSEMENTS	0.00	145.23	0.00	0.00	145.23	0.00	0.00	0.00	0.00	0.00	0.00	0.00	0.00	0.00	0.00	0.00	0.00	145.23	0.00	0.00	0.00	0.00	0.00	145.23	0.00	0.00	145.23		
Tax Remittance Advices Issued (TRA)	0.00	145.23	0.00	0.00	145.23	0.00	0.00	0.00	0.00	0.00	0.00	0.00	0.00	0.00	0.00	0.00	0.00	145.23	0.00	0.00	0.00	0.00	0.00	145.23	0.00	0.00	145.23		
Non-Cash Availment Authority (NCAA)	0.00	0.00	0.00	0.00	0.00	0.00	0.00	0.00	0.00	0.00	0.00	0.00	0.00	0.00	0.00	0.00	0.00	0.00	0.00	0.00	0.00	0.00	0.00	0.00	0.00	0.00	0.00	0.00	
Disbursements effected through outright deductions from claims (please specify...)	0.00	0.00	0.00	0.00	0.00	0.00	0.00	0.00	0.00	0.00	0.00	0.00	0.00	0.00	0.00	0.00	0.00	0.00	0.00	0.00	0.00	0.00	0.00	0.00	0.00	0.00	0.00	0.00	
Overpayment of expenses(e.g. personnel benefits)	0.00	0.00	0.00	0.00	0.00	0.00	0.00	0.00	0.00	0.00	0.00	0.00	0.00	0.00	0.00	0.00	0.00	0.00	0.00	0.00	0.00	0.00	0.00	0.00	0.00	0.00	0.00	0.00	
Restitution for loss of government property	0.00	0.00	0.00	0.00	0.00	0.00	0.00	0.00	0.00	0.00	0.00	0.00	0.00	0.00	0.00	0.00	0.00	0.00	0.00	0.00	0.00	0.00	0.00	0.00	0.00	0.00	0.00	0.00	
Liquidated damages and similar claims	0.00	0.00	0.00	0.00	0.00	0.00	0.00	0.00	0.00	0.00	0.00	0.00	0.00	0.00	0.00	0.00	0.00	0.00	0.00	0.00	0.00	0.00	0.00	0.00	0.00	0.00	0.00	0.00	
Others(TEF, BTr-Documentary Stamp Tax, etc.)	0.00	0.00	0.00	0.00	0.00	0.00	0.00	0.00	0.00	0.00	0.00	0.00	0.00	0.00	0.00	0.00	0.00	0.00	0.00	0.00	0.00	0.00	0.00	0.00	0.00	0.00	0.00	0.00	
TOTAL NON-CASH DISBURSEMENTS	0.00	145.23	0.00	0.00	145.23	0.00	0.00	0.00	0.00	0.00	0.00	0.00	0.00	0.00	0.00	0.00	0.00	145.23	0.00	0.00	0.00	0.00	0.00	145.23	0.00	0.00	145.23		
GRAND TOTAL	0.00	136,876.77	0.00	0.00	136,876.77	0.00	0.00	0.00	0.00	0.00	0.00	0.00	0.00	0.00	0.00	0.00	0.00	136,876.77	0.00	0.00	0.00	0.00	0.00	136,876.77	0.00	0.00	136,876.77		

SUMMARY

Particulars (1)	Previous Report (2)	This Month (3)	As at Date (4)
Total Disbursement Authorities Received	1,818,667.98	1,862,145.23	3,680,813.21
NCA	1,663,000.00	1,862,000.00	3,525,000.00
NTA	0.00	0.00	0.00
Working Fund	0.00	0.00	0.00
TRA	155,667.98	145.23	155,813.21
CDC	0.00	0.00	0.00
NCAA	0.00	0.00	0.00
Less: Notice of Transfer of Allocations (NTA)* issued	190,851.50	0.00	190,851.50
Total Disbursement Authorities Available	1,627,816.48	1,862,145.23	3,489,961.71
Less:	0.00	0.00	0.00
Lapsed NCA	401,190.94	0.00	401,190.94
Disbursements	1,226,625.54	136,876.77	1,363,502.31
Less: Other Non-Cash Disbursements	0.00	0.00	0.00
Disbursements effected through outright deductions from claims	0.00	0.00	0.00
Overpayment of expenses(e.g. personnel benefits)	0.00	0.00	0.00
Restitution for loss of government property	0.00	0.00	0.00
Liquidated damages and similar claims	0.00	0.00	0.00
Others (e.g. TEF, BTr, Docs Stamp, etc.)	0.00	0.00	0.00
Add/Less: Adjustments (e.g. cancelled/staled checks)	0.00	0.00	0.00
Balance of Disbursement Authorities as at date	0.00	1,725,268.46	1,725,268.46
Total Disbursements Program	1,627,816.48	1,862,145.23	3,489,961.71
Less: *Actual Disbursements	1,226,625.54	136,876.77	1,363,502.31
(Over)/Under spending	401,190.94	1,725,268.46	2,126,459.40

Notes: * The use of NTA is discouraged

Notes: ** Amounts should tally with the grand total disbursement (column 27).

Certified Correct:


IZEL D. IBARDOLAZA, CPA
Head, Accounting Unit - Office of the Director
Date:

Recommending Approval:


AMELITA D. ORTIZ
Assistant Director
Date:

Approved By:


DATU TUNGKO M. SAIKOL
Director
Date:



MONTHLY REPORT OF DISBURSEMENTS
For the month of November 2021

Department Department of Environment and Natural Resources (DENR)
 Agency/Entity Office of the Secretary
 Operating Unit Biodiversity Management Bureau (BMB)
 Organization Code 10 001 0200003
 (UACS)
 Fund Cluster 03 Special Account - Locally Funded/Domestic Grants Fund

Particulars	Current Year Budget					Prior Year's Budget											SUB-TOTAL	Trust Liabilities				Grand Total					Remarks	
	PS	MOOE	FinEx	CO	TOTAL	Prior Year's Accounts Payable					Current Year's Accounts Payable					TOTAL		PS	MOOE	CO	TOTAL	PS	MOOE	FinEx	CO	TOTAL		
						PS	MOOE	FinEx	CO	Sub-Total	PS	MOOE	FinEx	CO	Sub-Total													
1	2	3	4	5	6=(2+3+4+5)	7	8	9	10	11=(7+8+9+10)	12	13	14	15	16=(12+13+14+15)	17=(11+16)	18=(6+17)	19	20	21	22=(19+20+21)	23	24	25	26	27=(23+24+25+26)	28	
CASH DISBURSEMENTS	0.00	87,333.04	0.00	0.00	87,333.04	0.00	0.00	0.00	0.00	0.00	0.00	0.00	0.00	0.00	0.00	0.00	87,333.04	0.00	0.00	0.00	0.00	0.00	87,333.04	0.00	0.00	87,333.04		
Notice of Cash Allocation (NCA)	0.00	87,333.04	0.00	0.00	87,333.04	0.00	0.00	0.00	0.00	0.00	0.00	0.00	0.00	0.00	0.00	0.00	87,333.04	0.00	0.00	0.00	0.00	0.00	87,333.04	0.00	0.00	87,333.04		
MDS Checks Issued	0.00	2,310.66	0.00	0.00	2,310.66	0.00	0.00	0.00	0.00	0.00	0.00	0.00	0.00	0.00	0.00	0.00	2,310.66	0.00	0.00	0.00	0.00	0.00	2,310.66	0.00	0.00	2,310.66		
Advice to Debit Account	0.00	85,022.38	0.00	0.00	85,022.38	0.00	0.00	0.00	0.00	0.00	0.00	0.00	0.00	0.00	0.00	0.00	85,022.38	0.00	0.00	0.00	0.00	0.00	85,022.38	0.00	0.00	85,022.38		
Notice of Transfer Allocations (NTA)	0.00	0.00	0.00	0.00	0.00	0.00	0.00	0.00	0.00	0.00	0.00	0.00	0.00	0.00	0.00	0.00	0.00	0.00	0.00	0.00	0.00	0.00	0.00	0.00	0.00	0.00	0.00	
MDS Checks Issued	0.00	0.00	0.00	0.00	0.00	0.00	0.00	0.00	0.00	0.00	0.00	0.00	0.00	0.00	0.00	0.00	0.00	0.00	0.00	0.00	0.00	0.00	0.00	0.00	0.00	0.00	0.00	
Advice to Debit Account	0.00	0.00	0.00	0.00	0.00	0.00	0.00	0.00	0.00	0.00	0.00	0.00	0.00	0.00	0.00	0.00	0.00	0.00	0.00	0.00	0.00	0.00	0.00	0.00	0.00	0.00	0.00	
Working Fund for FAPs	0.00	0.00	0.00	0.00	0.00	0.00	0.00	0.00	0.00	0.00	0.00	0.00	0.00	0.00	0.00	0.00	0.00	0.00	0.00	0.00	0.00	0.00	0.00	0.00	0.00	0.00	0.00	
Cash Disbursement Ceiling (CDC)	0.00	0.00	0.00	0.00	0.00	0.00	0.00	0.00	0.00	0.00	0.00	0.00	0.00	0.00	0.00	0.00	0.00	0.00	0.00	0.00	0.00	0.00	0.00	0.00	0.00	0.00	0.00	
TOTAL CASH DISBURSEMENTS	0.00	87,333.04	0.00	0.00	87,333.04	0.00	0.00	0.00	0.00	0.00	0.00	0.00	0.00	0.00	0.00	0.00	87,333.04	0.00	0.00	0.00	0.00	0.00	87,333.04	0.00	0.00	87,333.04		
NON-CASH DISBURSEMENTS	0.00	13,454.29	0.00	0.00	13,454.29	0.00	0.00	0.00	0.00	0.00	0.00	0.00	0.00	0.00	0.00	0.00	13,454.29	0.00	0.00	0.00	0.00	0.00	13,454.29	0.00	0.00	13,454.29		
Tax Remittance Advices Issued (TRA)	0.00	13,454.29	0.00	0.00	13,454.29	0.00	0.00	0.00	0.00	0.00	0.00	0.00	0.00	0.00	0.00	0.00	13,454.29	0.00	0.00	0.00	0.00	0.00	13,454.29	0.00	0.00	13,454.29		
Non-Cash Availment Authority (NCAA)	0.00	0.00	0.00	0.00	0.00	0.00	0.00	0.00	0.00	0.00	0.00	0.00	0.00	0.00	0.00	0.00	0.00	0.00	0.00	0.00	0.00	0.00	0.00	0.00	0.00	0.00	0.00	
Disbursements effected through outright deductions from claims (please specify...)	0.00	0.00	0.00	0.00	0.00	0.00	0.00	0.00	0.00	0.00	0.00	0.00	0.00	0.00	0.00	0.00	0.00	0.00	0.00	0.00	0.00	0.00	0.00	0.00	0.00	0.00	0.00	
Overpayment of expenses (e.g. personnel benefits)	0.00	0.00	0.00	0.00	0.00	0.00	0.00	0.00	0.00	0.00	0.00	0.00	0.00	0.00	0.00	0.00	0.00	0.00	0.00	0.00	0.00	0.00	0.00	0.00	0.00	0.00	0.00	
Restitution for loss of government property	0.00	0.00	0.00	0.00	0.00	0.00	0.00	0.00	0.00	0.00	0.00	0.00	0.00	0.00	0.00	0.00	0.00	0.00	0.00	0.00	0.00	0.00	0.00	0.00	0.00	0.00	0.00	
Liquidated damages and similar claims	0.00	0.00	0.00	0.00	0.00	0.00	0.00	0.00	0.00	0.00	0.00	0.00	0.00	0.00	0.00	0.00	0.00	0.00	0.00	0.00	0.00	0.00	0.00	0.00	0.00	0.00	0.00	
Others (TEF, BTR- Documentary Stamp Tax, etc.)	0.00	0.00	0.00	0.00	0.00	0.00	0.00	0.00	0.00	0.00	0.00	0.00	0.00	0.00	0.00	0.00	0.00	0.00	0.00	0.00	0.00	0.00	0.00	0.00	0.00	0.00	0.00	
TOTAL NON-CASH DISBURSEMENTS	0.00	13,454.29	0.00	0.00	13,454.29	0.00	0.00	0.00	0.00	0.00	0.00	0.00	0.00	0.00	0.00	0.00	13,454.29	0.00	0.00	0.00	0.00	0.00	13,454.29	0.00	0.00	13,454.29		
GRAND TOTAL	0.00	100,787.33	0.00	0.00	100,787.33	0.00	0.00	0.00	0.00	0.00	0.00	0.00	0.00	0.00	0.00	0.00	100,787.33	0.00	0.00	0.00	0.00	0.00	100,787.33	0.00	0.00	100,787.33		

SUMMARY

Particulars (1)	Previous Report (2)	This Month (3)	As at Date (4)
Total Disbursement Authorities Received	3,680,813.21	13,454.29	3,694,267.50
NCA	3,525,000.00	0.00	3,525,000.00
NTA	0.00	0.00	0.00
Working Fund	0.00	0.00	0.00
TRA	155,813.21	13,454.29	169,267.50
CDC	0.00	0.00	0.00
NCAA	0.00	0.00	0.00
Less: Notice of Transfer of Allocations (NTA)* issued	190,851.50	0.00	190,851.50
Total Disbursement Authorities Available	3,489,961.71	13,454.29	3,503,416.00
Less:	0.00	0.00	0.00
Lapsed NCA	401,190.94	0.00	401,190.94
Disbursements	1,363,502.31	100,787.33	1,464,289.64
Less: Other Non-Cash Disbursements	0.00	0.00	0.00
Disbursements effected through outright deductions from claims	0.00	0.00	0.00
Overpayment of expenses(e.g. personnel benefits)	0.00	0.00	0.00
Restitution for loss of government property	0.00	0.00	0.00
Liquidated damages and similar claims	0.00	0.00	0.00
Others (e.g. TEF, BTr, Docs Stamp, etc.)	0.00	0.00	0.00
Add/Less: Adjustments (e.g. cancelled/staled checks)	0.00	0.00	0.00
Balance of Disbursement Authorities as at date	1,725,268.46	(87,333.04)	1,637,935.42
Total Disbursements Program	3,489,961.71	13,454.29	3,503,416.00
Less: *Actual Disbursements	1,363,502.31	100,787.33	1,464,289.64
(Over)/Under spending	2,126,459.40	(87,333.04)	2,039,126.36

Notes: * The use of NTA is discouraged

Notes: ** Amounts should tally with the grand total disbursement (column 27).

Certified Correct:

IZEL D. IBARDOLAZA, CPA
Head, Accounting Unit - Office of the Director
Date:

Recommending Approval:

AMELITA D. ORTIZ
Assistant Director
Date:

Approved By:

DATU TUNGKO M. SAIKOL
Director
Date:

BIODIVERSITY MANAGEMENT BUREAU
OFFICE OF THE AUDITOR
DEC 03 2021
RECEIVED BY: *Domin*

MONTHLY REPORT OF DISBURSEMENTS
For the month of December 2021


Department **Department of Environment and Natural Resources (DENR)**
 Agency/Entity **Office of the Secretary**
 Operating Unit **Biodiversity Management Bureau (BMB)**
 Organization Code (UACS) **10 001 0200003**
 Fund Cluster **03 Special Account - Locally Funded/Domestic Grants Fund**


Particulars	Current Year Budget					Prior Year's Budget											SUB-TOTAL	Trust Liabilities				Grand Total					Remarks
	PS	MOOE	FinEx	CO	TOTAL	Prior Year's Accounts Payable					Current Year's Accounts Payable					TOTAL		PS	MOOE	CO	TOTAL	PS	MOOE	FinEx	CO	TOTAL	
						PS	MOOE	FinEx	CO	Sub-Total	PS	MOOE	FinEx	CO	Sub-Total												
1	2	3	4	5	6=(2+3+4+5)	7	8	9	10	11=(7+8+9+10)	12	13	14	15	16=(12+13+14+15)	17=(11+16)	18=(6+17)	19	20	21	22=(19+20+21)	23	24	25	26	27=(23+24+25+26)	28
CASH DISBURSEMENTS	0.00	115,785.79	0.00	1,521,857.15	1,637,642.94	0.00	0.00	0.00	0.00	0.00	0.00	0.00	0.00	0.00	0.00	0.00	1,637,642.94	0.00	0.00	0.00	0.00	0.00	115,785.79	0.00	1,521,857.15	1,637,642.94	
Notice of Cash Allocation (NCA)	0.00	115,785.79	0.00	1,521,857.15	1,637,642.94	0.00	0.00	0.00	0.00	0.00	0.00	0.00	0.00	0.00	0.00	0.00	1,637,642.94	0.00	0.00	0.00	0.00	0.00	115,785.79	0.00	1,521,857.15	1,637,642.94	
MDS Checks Issued	0.00	4,621.32	0.00	1,521,857.15	1,526,478.47	0.00	0.00	0.00	0.00	0.00	0.00	0.00	0.00	0.00	0.00	0.00	1,526,478.47	0.00	0.00	0.00	0.00	0.00	4,621.32	0.00	1,521,857.15	1,526,478.47	
Advice to Debit Account	0.00	111,164.47	0.00	0.00	111,164.47	0.00	0.00	0.00	0.00	0.00	0.00	0.00	0.00	0.00	0.00	0.00	111,164.47	0.00	0.00	0.00	0.00	0.00	111,164.47	0.00	0.00	111,164.47	
Notice of Transfer Allocations (NTA)	0.00	0.00	0.00	0.00	0.00	0.00	0.00	0.00	0.00	0.00	0.00	0.00	0.00	0.00	0.00	0.00	0.00	0.00	0.00	0.00	0.00	0.00	0.00	0.00	0.00	0.00	
MDS Checks Issued	0.00	0.00	0.00	0.00	0.00	0.00	0.00	0.00	0.00	0.00	0.00	0.00	0.00	0.00	0.00	0.00	0.00	0.00	0.00	0.00	0.00	0.00	0.00	0.00	0.00	0.00	
Advice to Debit Account	0.00	0.00	0.00	0.00	0.00	0.00	0.00	0.00	0.00	0.00	0.00	0.00	0.00	0.00	0.00	0.00	0.00	0.00	0.00	0.00	0.00	0.00	0.00	0.00	0.00	0.00	
Working Fund for FAPs	0.00	0.00	0.00	0.00	0.00	0.00	0.00	0.00	0.00	0.00	0.00	0.00	0.00	0.00	0.00	0.00	0.00	0.00	0.00	0.00	0.00	0.00	0.00	0.00	0.00	0.00	
Cash Disbursement Ceiling (CDC)	0.00	0.00	0.00	0.00	0.00	0.00	0.00	0.00	0.00	0.00	0.00	0.00	0.00	0.00	0.00	0.00	0.00	0.00	0.00	0.00	0.00	0.00	0.00	0.00	0.00	0.00	
TOTAL CASH DISBURSEMENTS	0.00	115,785.79	0.00	1,521,857.15	1,637,642.94	0.00	0.00	0.00	0.00	0.00	0.00	0.00	0.00	0.00	0.00	0.00	1,637,642.94	0.00	0.00	0.00	0.00	0.00	115,785.79	0.00	1,521,857.15	1,637,642.94	
NON-CASH DISBURSEMENTS	0.00	580.92	0.00	0.00	580.92	0.00	0.00	0.00	0.00	0.00	0.00	0.00	0.00	0.00	0.00	0.00	580.92	0.00	0.00	0.00	0.00	0.00	580.92	0.00	0.00	580.92	
Tax Remittance Advices Issued (TRA)	0.00	580.92	0.00	0.00	580.92	0.00	0.00	0.00	0.00	0.00	0.00	0.00	0.00	0.00	0.00	0.00	580.92	0.00	0.00	0.00	0.00	0.00	580.92	0.00	0.00	580.92	
Non-Cash Availment Authority (NCAA)	0.00	0.00	0.00	0.00	0.00	0.00	0.00	0.00	0.00	0.00	0.00	0.00	0.00	0.00	0.00	0.00	0.00	0.00	0.00	0.00	0.00	0.00	0.00	0.00	0.00	0.00	
Disbursements effected through outright deductions from claims (please specify...)	0.00	0.00	0.00	0.00	0.00	0.00	0.00	0.00	0.00	0.00	0.00	0.00	0.00	0.00	0.00	0.00	0.00	0.00	0.00	0.00	0.00	0.00	0.00	0.00	0.00	0.00	
Overpayment of expenses(e.g. personnel benefits)	0.00	0.00	0.00	0.00	0.00	0.00	0.00	0.00	0.00	0.00	0.00	0.00	0.00	0.00	0.00	0.00	0.00	0.00	0.00	0.00	0.00	0.00	0.00	0.00	0.00	0.00	
Restitution for loss of government property	0.00	0.00	0.00	0.00	0.00	0.00	0.00	0.00	0.00	0.00	0.00	0.00	0.00	0.00	0.00	0.00	0.00	0.00	0.00	0.00	0.00	0.00	0.00	0.00	0.00	0.00	
Liquidated damages and similar claims	0.00	0.00	0.00	0.00	0.00	0.00	0.00	0.00	0.00	0.00	0.00	0.00	0.00	0.00	0.00	0.00	0.00	0.00	0.00	0.00	0.00	0.00	0.00	0.00	0.00	0.00	
Others(TEF, BTR-Documentary Stamp Tax, etc.)	0.00	0.00	0.00	0.00	0.00	0.00	0.00	0.00	0.00	0.00	0.00	0.00	0.00	0.00	0.00	0.00	0.00	0.00	0.00	0.00	0.00	0.00	0.00	0.00	0.00	0.00	
TOTAL NON-CASH DISBURSEMENTS	0.00	580.92	0.00	0.00	580.92	0.00	0.00	0.00	0.00	0.00	0.00	0.00	0.00	0.00	0.00	0.00	580.92	0.00	0.00	0.00	0.00	0.00	580.92	0.00	0.00	580.92	
GRAND TOTAL	0.00	116,366.71	0.00	1,521,857.15	1,638,223.86	0.00	0.00	0.00	0.00	0.00	0.00	0.00	0.00	0.00	0.00	0.00	1,638,223.86	0.00	0.00	0.00	0.00	0.00	116,366.71	0.00	1,521,857.15	1,638,223.86	


SUMMARY

Particulars (1)	Previous Report (2)	This Month (3)	As at Date (4)
Total Disbursement Authorities Received	3,694,267.50	580.92	3,694,848.42
NCA	3,525,000.00	0.00	3,525,000.00
NTA	0.00	0.00	0.00
Working Fund	0.00	0.00	0.00
TRA	169,267.50	580.92	169,848.42
CDC	0.00	0.00	0.00
NCAA	0.00	0.00	0.00
Less: Notice of Transfer of Allocations (NTA)* issued	190,851.50	0.00	190,851.50
Total Disbursement Authorities Available	3,503,416.00	580.92	3,503,996.92
Less:	0.00	0.00	0.00
Lapsed NCA	401,190.94	292.48	401,483.42
Disbursements	1,464,289.64	1,638,223.86	3,102,513.50
Less: Other Non-Cash Disbursements	0.00	0.00	0.00
Disbursements effected through outright deductions from claims	0.00	0.00	0.00
Overpayment of expenses(e.g. personnel benefits)	0.00	0.00	0.00
Restitution for loss of government property	0.00	0.00	0.00
Liquidated damages and similar claims	0.00	0.00	0.00
Others (e.g. TEF, BTr, Docs Stamp, etc.)	0.00	0.00	0.00
Add/Less: Adjustments (e.g. cancelled/staled checks)	0.00	0.00	0.00
Balance of Disbursement Authorities as at date	1,637,935.42	(1,637,935.42)	0.00
Total Disbursements Program	3,503,416.00	580.92	3,503,996.92
Less: *Actual Disbursements	1,464,289.64	1,638,223.86	3,102,513.50
(Over)/Under spending	2,039,126.36	(1,637,642.94)	401,483.42

Notes: * The use of NTA is discouraged
 Notes: ** Amounts should tally with the grand total disbursement (column 27).

Certified Correct:

IZEL D. IBAROLAZA, CPA
 Head, Accounting Unit - Office of the Director
 Date:

Recommending Approval:

AMELITA D. ORTIZ
 Assistant Director
 Date:

Approved:

DATU TUNGKO M. SAIKOL
 Director
 Date:

BIODIVERSITY MANAGEMENT BUREAU
 OFFICE OF THE AUDITOR
 JAN 06 2022
 RECEIVED BY: 