

MONTHLY REPORT OF DISBURSEMENTS
For the month of January 2021


Department : Department of Environment and Natural Resources (DENR)
 Agency/Entity : Office of the Secretary
 Operating Unit : Biodiversity Management Bureau (BMB)
 Organization Code : 10 001 0200003
 Fund Cluster : 01 Regular Agency Fund

Particulars	Current Year Budget					Prior Year's Budget											SUB-TOTAL	Trust Liabilities				Grand Total					Remarks	
	PS	MOOE	FinEx	CO	TOTAL	Prior Year's Accounts Payable					Current Year's Accounts Payable					TOTAL		PS	MOOE	CO	TOTAL	PS	MOOE	FinEx	CO	TOTAL		
						PS	MOOE	FinEx	CO	Sub-Total	PS	MOOE	FinEx	CO	Sub-Total													
1	2	3	4	5	6=(2+3+4+5)	7	8	9	10	11=(7+8+9+10)	12	13	14	15	16=(12+13+14+15)	17=(11+16)	18=(6+17)	19	20	21	22=(19+20+21)	23	24	25	26	27=(23+24+25+26)	28	
CASH DISBURSEMENTS	3,175,401.16	7,266,530.61	0.00	0.00	10,441,931.77	0.00	0.00	0.00	0.00	0.00	0.00	0.00	0.00	0.00	0.00	0.00	10,441,931.77	0.00	0.00	0.00	0.00	3,175,401.16	7,266,530.61	0.00	0.00	10,441,931.77		
Notice of Cash Allocation (NCA)	3,175,401.16	7,266,530.61	0.00	0.00	10,441,931.77	0.00	0.00	0.00	0.00	0.00	0.00	0.00	0.00	0.00	0.00	0.00	10,441,931.77	0.00	0.00	0.00	0.00	3,175,401.16	7,266,530.61	0.00	0.00	10,441,931.77		
MDS Checks Issued	155,191.07	371,033.75	0.00	0.00	526,224.82	0.00	0.00	0.00	0.00	0.00	0.00	0.00	0.00	0.00	0.00	0.00	526,224.82	0.00	0.00	0.00	0.00	155,191.07	371,033.75	0.00	0.00	526,224.82		
Advice to Debit Account	3,020,210.09	6,895,496.86	0.00	0.00	9,915,706.95	0.00	0.00	0.00	0.00	0.00	0.00	0.00	0.00	0.00	0.00	0.00	9,915,706.95	0.00	0.00	0.00	0.00	3,020,210.09	6,895,496.86	0.00	0.00	9,915,706.95		
Notice of Transfer Allocations (NTA)	0.00	0.00	0.00	0.00	0.00	0.00	0.00	0.00	0.00	0.00	0.00	0.00	0.00	0.00	0.00	0.00	0.00	0.00	0.00	0.00	0.00	0.00	0.00	0.00	0.00	0.00	0.00	
MDS Checks Issued	0.00	0.00	0.00	0.00	0.00	0.00	0.00	0.00	0.00	0.00	0.00	0.00	0.00	0.00	0.00	0.00	0.00	0.00	0.00	0.00	0.00	0.00	0.00	0.00	0.00	0.00	0.00	
Advice to Debit Account	0.00	0.00	0.00	0.00	0.00	0.00	0.00	0.00	0.00	0.00	0.00	0.00	0.00	0.00	0.00	0.00	0.00	0.00	0.00	0.00	0.00	0.00	0.00	0.00	0.00	0.00	0.00	
Working Fund for FAPs	0.00	0.00	0.00	0.00	0.00	0.00	0.00	0.00	0.00	0.00	0.00	0.00	0.00	0.00	0.00	0.00	0.00	0.00	0.00	0.00	0.00	0.00	0.00	0.00	0.00	0.00	0.00	
Cash Disbursement Ceiling (CDC)	0.00	0.00	0.00	0.00	0.00	0.00	0.00	0.00	0.00	0.00	0.00	0.00	0.00	0.00	0.00	0.00	0.00	0.00	0.00	0.00	0.00	0.00	0.00	0.00	0.00	0.00	0.00	
TOTAL CASH DISBURSEMENTS	3,175,401.16	7,266,530.61	0.00	0.00	10,441,931.77	0.00	0.00	0.00	0.00	0.00	0.00	0.00	0.00	0.00	0.00	0.00	10,441,931.77	0.00	0.00	0.00	0.00	3,175,401.16	7,266,530.61	0.00	0.00	10,441,931.77		
NON-CASH DISBURSEMENTS	274,850.55	415,805.39	0.00	0.00	690,655.94	0.00	0.00	0.00	0.00	0.00	0.00	0.00	0.00	0.00	0.00	0.00	690,655.94	0.00	0.00	0.00	0.00	274,850.55	415,805.39	0.00	0.00	690,655.94		
Tax Remittance Advices Issued (TRA)	274,850.55	415,805.39	0.00	0.00	690,655.94	0.00	0.00	0.00	0.00	0.00	0.00	0.00	0.00	0.00	0.00	0.00	690,655.94	0.00	0.00	0.00	0.00	274,850.55	415,805.39	0.00	0.00	690,655.94		
Non-Cash Availment Authority (NCAA)	0.00	0.00	0.00	0.00	0.00	0.00	0.00	0.00	0.00	0.00	0.00	0.00	0.00	0.00	0.00	0.00	0.00	0.00	0.00	0.00	0.00	0.00	0.00	0.00	0.00	0.00	0.00	
Disbursements effected through outright deductions from claims (please specify...)	0.00	0.00	0.00	0.00	0.00	0.00	0.00	0.00	0.00	0.00	0.00	0.00	0.00	0.00	0.00	0.00	0.00	0.00	0.00	0.00	0.00	0.00	0.00	0.00	0.00	0.00	0.00	
Overpayment of expenses (e.g. personnel benefits)	0.00	0.00	0.00	0.00	0.00	0.00	0.00	0.00	0.00	0.00	0.00	0.00	0.00	0.00	0.00	0.00	0.00	0.00	0.00	0.00	0.00	0.00	0.00	0.00	0.00	0.00	0.00	
Restitution for loss of government property	0.00	0.00	0.00	0.00	0.00	0.00	0.00	0.00	0.00	0.00	0.00	0.00	0.00	0.00	0.00	0.00	0.00	0.00	0.00	0.00	0.00	0.00	0.00	0.00	0.00	0.00	0.00	
Liquidated damages and similar claims	0.00	0.00	0.00	0.00	0.00	0.00	0.00	0.00	0.00	0.00	0.00	0.00	0.00	0.00	0.00	0.00	0.00	0.00	0.00	0.00	0.00	0.00	0.00	0.00	0.00	0.00	0.00	
Others (TEF, BTr-Documentary Stamp Tax, etc.)	0.00	0.00	0.00	0.00	0.00	0.00	0.00	0.00	0.00	0.00	0.00	0.00	0.00	0.00	0.00	0.00	0.00	0.00	0.00	0.00	0.00	0.00	0.00	0.00	0.00	0.00	0.00	
TOTAL NON-CASH DISBURSEMENTS	274,850.55	415,805.39	0.00	0.00	690,655.94	0.00	0.00	0.00	0.00	0.00	0.00	0.00	0.00	0.00	0.00	0.00	690,655.94	0.00	0.00	0.00	0.00	274,850.55	415,805.39	0.00	0.00	690,655.94		
GRAND TOTAL	3,450,251.71	7,682,336.00	0.00	0.00	11,132,587.71	0.00	0.00	0.00	0.00	0.00	0.00	0.00	0.00	0.00	0.00	0.00	11,132,587.71	0.00	0.00	0.00	0.00	3,450,251.71	7,682,336.00	0.00	0.00	11,132,587.71		

SUMMARY

Particulars	Previous Report	This Month	As at Date
(1)	(2)	(3)	(4)
Total Disbursement Authorities Received	0.00	15,682,655.94	15,682,655.94
NCA	0.00	14,992,000.00	14,992,000.00
NTA	0.00	0.00	0.00
Working Fund	0.00	0.00	0.00
TRA	0.00	690,655.94	690,655.94
CDC	0.00	0.00	0.00
NCAA	0.00	0.00	0.00
Less: Notice of Transfer of Allocations (NTA)* issued	0.00	0.00	0.00
Total Disbursement Authorities Available	0.00	15,682,655.94	15,682,655.94
Less:	0.00	0.00	0.00
Lapsed NCA	0.00	4,550,068.23	4,550,068.23
Disbursements	0.00	11,132,587.71	11,132,587.71
Less: Other Non-Cash Disbursements	0.00	0.00	0.00
Disbursements effected through outright deductions from claims	0.00	0.00	0.00
Overpayment of expenses(e.g. personnel benefits)	0.00	0.00	0.00
Restitution for loss of government property	0.00	0.00	0.00
Liquidated damages and similar claims	0.00	0.00	0.00
Others (e.g. TEF, BTr, Docs Stamp, etc.)	0.00	0.00	0.00
Add/Less: Adjustments (e.g. cancelled/staled checks)	0.00	0.00	0.00
Balance of Disbursement Authorities as at date	0.00	0.00	0.00
Total Disbursements Program	0.00	15,682,655.94	15,682,655.94
Less: *Actual Disbursements	0.00	11,132,587.71	11,132,587.71
(Over)/Under spending	0.00	4,550,068.23	4,550,068.23

Notes: * The use of NTA is discouraged
 Notes: ** Amounts should tally with the grand total disbursement (column 27).

Certified Correct:

IZEL D. IBARROLAZA
 Accountant II, Accounting Unit
 Office of the Director

Date: _____

Approved By:

AMELITA D. ORTIZ
 Assistant Director
 Officer-In-Charge, Office of the Director

Date: _____

BIODIVERSITY MANAGEMENT BUREAU
 OFFICE OF THE AUDITOR
 FEB 08 2021
 RECEIVED BY: Dominic

MONTHLY REPORT OF DISBURSEMENTS
For the month of February 2021

*Amhik
CA*

Department: Department of Environment and Natural Resources (DENR)
 Agency/Entity: Office of the Secretary
 Operating Unit: Biodiversity Management Bureau (BMB)
 Organization Code: 10 001 0200003
 Fund Cluster: 01 Regular Agency Fund


Particulars	Current Year Budget					Prior Year's Budget											SUB-TOTAL	Trust Liabilities				Grand Total					Remarks	
	PS	MOOE	FinEx	CO	TOTAL	Prior Year's Accounts Payable					Current Year's Accounts Payable					TOTAL		PS	MOOE	CO	TOTAL	PS	MOOE	FinEx	CO	TOTAL		
						PS	MOOE	FinEx	CO	Sub-	PS	MOOE	FinEx	CO	Sub-													PS
1	2	3	4	5	6=(2+3+4+5)	7	8	9	10	11=(7+8+9+10)	12	13	14	15	16=(12+13+14+15)	17=(11+16)	18=(6+17)	19	20	21	22=(19+20+21)	23	24	25	26	27=(23+24+25+26)	28	
CASH DISBURSEMENTS	5,857,121.80	10,850,505.81	0.00	0.00	16,707,627.61	0.00	0.00	0.00	0.00	0.00	0.00	0.00	0.00	0.00	0.00	0.00	16,707,627.61	0.00	0.00	0.00	0.00	5,857,121.80	10,850,505.81	0.00	0.00	16,707,627.61		
Notice of Cash Allocation (NCA)	5,857,121.80	10,850,505.81	0.00	0.00	16,707,627.61	0.00	0.00	0.00	0.00	0.00	0.00	0.00	0.00	0.00	0.00	0.00	16,707,627.61	0.00	0.00	0.00	0.00	5,857,121.80	10,850,505.81	0.00	0.00	16,707,627.61		
MDS Checks Issued	242,239.00	593,028.59	0.00	0.00	835,267.59	0.00	0.00	0.00	0.00	0.00	0.00	0.00	0.00	0.00	0.00	0.00	835,267.59	0.00	0.00	0.00	0.00	242,239.00	593,028.59	0.00	0.00	835,267.59		
Advice to Debit Account	5,614,882.80	10,257,477.22	0.00	0.00	15,872,360.02	0.00	0.00	0.00	0.00	0.00	0.00	0.00	0.00	0.00	0.00	0.00	15,872,360.02	0.00	0.00	0.00	0.00	5,614,882.80	10,257,477.22	0.00	0.00	15,872,360.02		
Notice of Transfer Allocations (NTA)	0.00	0.00	0.00	0.00	0.00	0.00	0.00	0.00	0.00	0.00	0.00	0.00	0.00	0.00	0.00	0.00	0.00	0.00	0.00	0.00	0.00	0.00	0.00	0.00	0.00	0.00	0.00	
MDS Checks Issued	0.00	0.00	0.00	0.00	0.00	0.00	0.00	0.00	0.00	0.00	0.00	0.00	0.00	0.00	0.00	0.00	0.00	0.00	0.00	0.00	0.00	0.00	0.00	0.00	0.00	0.00	0.00	
Advice to Debit Account	0.00	0.00	0.00	0.00	0.00	0.00	0.00	0.00	0.00	0.00	0.00	0.00	0.00	0.00	0.00	0.00	0.00	0.00	0.00	0.00	0.00	0.00	0.00	0.00	0.00	0.00	0.00	
Working Fund for FAPs	0.00	0.00	0.00	0.00	0.00	0.00	0.00	0.00	0.00	0.00	0.00	0.00	0.00	0.00	0.00	0.00	0.00	0.00	0.00	0.00	0.00	0.00	0.00	0.00	0.00	0.00	0.00	
Cash Disbursement Ceiling (CDC)	0.00	0.00	0.00	0.00	0.00	0.00	0.00	0.00	0.00	0.00	0.00	0.00	0.00	0.00	0.00	0.00	0.00	0.00	0.00	0.00	0.00	0.00	0.00	0.00	0.00	0.00	0.00	
TOTAL CASH DISBURSEMENTS	5,857,121.80	10,850,505.81	0.00	0.00	16,707,627.61	0.00	0.00	0.00	0.00	0.00	0.00	0.00	0.00	0.00	0.00	0.00	16,707,627.61	0.00	0.00	0.00	0.00	5,857,121.80	10,850,505.81	0.00	0.00	16,707,627.61		
NON-CASH DISBURSEMENTS	359,542.56	210,750.06	0.00	0.00	570,292.62	0.00	0.00	0.00	0.00	0.00	0.00	0.00	0.00	0.00	0.00	0.00	570,292.62	0.00	0.00	0.00	0.00	359,542.56	210,750.06	0.00	0.00	570,292.62		
Tax Remittance Advices Issued (TRA)	359,542.56	210,750.06	0.00	0.00	570,292.62	0.00	0.00	0.00	0.00	0.00	0.00	0.00	0.00	0.00	0.00	0.00	570,292.62	0.00	0.00	0.00	0.00	359,542.56	210,750.06	0.00	0.00	570,292.62		
Non-Cash Availment Authority (NCAA)	0.00	0.00	0.00	0.00	0.00	0.00	0.00	0.00	0.00	0.00	0.00	0.00	0.00	0.00	0.00	0.00	0.00	0.00	0.00	0.00	0.00	0.00	0.00	0.00	0.00	0.00	0.00	
Disbursements effected through outright deductions	0.00	0.00	0.00	0.00	0.00	0.00	0.00	0.00	0.00	0.00	0.00	0.00	0.00	0.00	0.00	0.00	0.00	0.00	0.00	0.00	0.00	0.00	0.00	0.00	0.00	0.00	0.00	
Overpayment of expenses (e.g. personnel)	0.00	0.00	0.00	0.00	0.00	0.00	0.00	0.00	0.00	0.00	0.00	0.00	0.00	0.00	0.00	0.00	0.00	0.00	0.00	0.00	0.00	0.00	0.00	0.00	0.00	0.00	0.00	
Restitution for loss of government property	0.00	0.00	0.00	0.00	0.00	0.00	0.00	0.00	0.00	0.00	0.00	0.00	0.00	0.00	0.00	0.00	0.00	0.00	0.00	0.00	0.00	0.00	0.00	0.00	0.00	0.00	0.00	
Liquidated damages and similar claims	0.00	0.00	0.00	0.00	0.00	0.00	0.00	0.00	0.00	0.00	0.00	0.00	0.00	0.00	0.00	0.00	0.00	0.00	0.00	0.00	0.00	0.00	0.00	0.00	0.00	0.00	0.00	
Others (TEF, BTr-Documentary Stamp Tax)	0.00	0.00	0.00	0.00	0.00	0.00	0.00	0.00	0.00	0.00	0.00	0.00	0.00	0.00	0.00	0.00	0.00	0.00	0.00	0.00	0.00	0.00	0.00	0.00	0.00	0.00	0.00	
TOTAL NON-CASH DISBURSEMENTS	359,542.56	210,750.06	0.00	0.00	570,292.62	0.00	0.00	0.00	0.00	0.00	0.00	0.00	0.00	0.00	0.00	0.00	570,292.62	0.00	0.00	0.00	0.00	359,542.56	210,750.06	0.00	0.00	570,292.62		
GRAND TOTAL	6,216,664.36	11,061,255.87	0.00	0.00	17,277,920.23	0.00	0.00	0.00	0.00	0.00	0.00	0.00	0.00	0.00	0.00	0.00	17,277,920.23	0.00	0.00	0.00	0.00	6,216,664.36	11,061,255.87	0.00	0.00	17,277,920.23		



SUMMARY

Particulars (1)	Previous Report (2)	This Month (3)	As at Date (4)
Total Disbursement Authorities Received	15,682,655.94	15,570,292.62	31,252,948.56
NCA	14,992,000.00	15,000,000.00	29,992,000.00
NTA	0.00	0.00	0.00
Working Fund	0.00	0.00	0.00
TRA	690,655.94	570,292.62	1,260,948.56
CDC	0.00	0.00	0.00
NCAA	0.00	0.00	0.00
Less: Notice of Transfer of Allocations (NTA)* issued	0.00	1,224,240.00	1,224,240.00
Total Disbursement Authorities Available	15,682,655.94	14,346,052.62	30,028,708.56
Less:	0.00	0.00	0.00
Lapsed NCA	4,550,068.23	0.00	4,550,068.23
Disbursements	11,132,587.71	18,605,278.02	29,737,865.73
Less: Other Non-Cash Disbursements	0.00	0.00	0.00
Disbursements effected through outright deductions from claims	0.00	0.00	0.00
Overpayment of expenses(e.g. personnel benefits)	0.00	0.00	0.00
Restitution for loss of government property	0.00	0.00	0.00
Liquidated damages and similar claims	0.00	0.00	0.00
Others (e.g. TEF, BTr, Docs Stamp, etc.)	0.00	0.00	0.00
Add/Less: Adjustments (e.g. cancelled/staled checks)	0.00	0.00	0.00
Balance of Disbursement Authorities as at date	0.00	(4,259,225.40)	(4,259,225.40)
Total Disbursements Program	15,682,655.94	14,346,052.62	30,028,708.56
Less: *Actual Disbursements	11,132,587.71	18,605,278.02	29,737,865.73
(Over)/Under spending	4,550,068.23	(4,259,225.40)	290,842.83

Notes: * The use of NTA is discouraged

Notes: ** Amounts should tally with the grand total disbursement (column 27).

Certified Correct:

IZELD D. IBARDOLAZA
 Accountant II, Head-Accounting Unit, Office of the Director
 Date:

Approved By:

AMELITA D.K. ORTIZ
 Assistant Director
 Officer-In-Charge, Office of the Director
 Date:


BIODIVERSITY MANAGEMENT BUREAU
 OFFICE OF THE AUDITOR
 MAR 08 2021
 RECEIVED BY: Darwin

MONTHLY REPORT OF DISBURSEMENTS
For the month of March 2021

Department: Department of Environment and Natural Resources (DENR)
 Agency/Entity: Office of the Secretary
 Operating Unit: Biodiversity Management Bureau (BMB)
 Organization Code (UACS): 10 001 0200003
 Fund Cluster: 01 Regular Agency Fund



Particulars	Current Year Budget					Prior Year's Budget											SUB-TOTAL	Trust Liabilities				Grand Total					Remarks	
	PS	MOOE	FinEx	CO	TOTAL	Prior Year's Accounts Payable					Current Year's Accounts Payable							TOTAL	PS	MOOE	CO	TOTAL	PS	MOOE	FinEx	CO		TOTAL
						PS	MOOE	FinEx	CO	Sub-Total	PS	MOOE	FinEx	CO	Sub-Total	TOTAL												
						7	8	9	10	11=(7+8+9+10)	12	13	14	15	16=(12+13+14+15)	17=(11+16)												
	2	3	4	5	6=(2+3+4+5)	7	8	9	10	11=(7+8+9+10)	12	13	14	15	16=(12+13+14+15)	17=(11+16)	18=(6+17)	19	20	21	22=(19+20+21)	23	24	25	26	27=(23+24+25+26)	28	
CASH DISBURSEMENTS	4,303,754.89	10,570,191.68	0.00	0.00	14,873,946.57	0.00	0.00	0.00	0.00	0.00	0.00	0.00	0.00	0.00	0.00	0.00	14,873,946.57	0.00	0.00	0.00	0.00	4,303,754.89	10,570,191.68	0.00	0.00	14,873,946.57		
Notice of Cash Allocation (NCA)	4,303,754.89	10,570,191.68	0.00	0.00	14,873,946.57	0.00	0.00	0.00	0.00	0.00	0.00	0.00	0.00	0.00	0.00	0.00	507,701.83	0.00	0.00	0.00	0.00	305,764.00	201,937.83	0.00	0.00	507,701.83		
MDS Checks Issued	305,764.00	201,937.83	0.00	0.00	507,701.83	0.00	0.00	0.00	0.00	0.00	0.00	0.00	0.00	0.00	0.00	0.00	14,366,244.74	0.00	0.00	0.00	0.00	3,997,990.89	10,368,253.85	0.00	0.00	14,366,244.74		
Advice to Debit Account	3,997,990.89	10,368,253.85	0.00	0.00	14,366,244.74	0.00	0.00	0.00	0.00	0.00	0.00	0.00	0.00	0.00	0.00	0.00	0.00	0.00	0.00	0.00	0.00	0.00	0.00	0.00	0.00	0.00		
Notice of Transfer Allocations (NTA)	0.00	0.00	0.00	0.00	0.00	0.00	0.00	0.00	0.00	0.00	0.00	0.00	0.00	0.00	0.00	0.00	0.00	0.00	0.00	0.00	0.00	0.00	0.00	0.00	0.00	0.00	0.00	
MDS Checks Issued	0.00	0.00	0.00	0.00	0.00	0.00	0.00	0.00	0.00	0.00	0.00	0.00	0.00	0.00	0.00	0.00	0.00	0.00	0.00	0.00	0.00	0.00	0.00	0.00	0.00	0.00	0.00	
Advice to Debit Account	0.00	0.00	0.00	0.00	0.00	0.00	0.00	0.00	0.00	0.00	0.00	0.00	0.00	0.00	0.00	0.00	0.00	0.00	0.00	0.00	0.00	0.00	0.00	0.00	0.00	0.00	0.00	
Working Fund for FAPs	0.00	0.00	0.00	0.00	0.00	0.00	0.00	0.00	0.00	0.00	0.00	0.00	0.00	0.00	0.00	0.00	0.00	0.00	0.00	0.00	0.00	0.00	0.00	0.00	0.00	0.00	0.00	
Cash Disbursement Ceiling (CDC)	0.00	0.00	0.00	0.00	0.00	0.00	0.00	0.00	0.00	0.00	0.00	0.00	0.00	0.00	0.00	0.00	14,873,946.57	0.00	0.00	0.00	0.00	4,303,754.89	10,570,191.68	0.00	0.00	14,873,946.57		
TOTAL CASH DISBURSEMENTS	4,303,754.89	10,570,191.68	0.00	0.00	14,873,946.57	0.00	0.00	0.00	0.00	0.00	0.00	0.00	0.00	0.00	0.00	0.00	699,708.47	0.00	0.00	0.00	0.00	386,155.33	313,553.14	0.00	0.00	699,708.47		
NON-CASH DISBURSEMENTS	386,155.33	313,553.14	0.00	0.00	699,708.47	0.00	0.00	0.00	0.00	0.00	0.00	0.00	0.00	0.00	0.00	0.00	699,708.47	0.00	0.00	0.00	0.00	386,155.33	313,553.14	0.00	0.00	699,708.47		
Tax Remittance Advices Issued (TRA)	386,155.33	313,553.14	0.00	0.00	699,708.47	0.00	0.00	0.00	0.00	0.00	0.00	0.00	0.00	0.00	0.00	0.00	0.00	0.00	0.00	0.00	0.00	0.00	0.00	0.00	0.00	0.00		
Non-Cash Availment Authority (NCAA)	0.00	0.00	0.00	0.00	0.00	0.00	0.00	0.00	0.00	0.00	0.00	0.00	0.00	0.00	0.00	0.00	0.00	0.00	0.00	0.00	0.00	0.00	0.00	0.00	0.00	0.00		
Disbursements effected through outright deductions from claims (please specify...)	0.00	0.00	0.00	0.00	0.00	0.00	0.00	0.00	0.00	0.00	0.00	0.00	0.00	0.00	0.00	0.00	0.00	0.00	0.00	0.00	0.00	0.00	0.00	0.00	0.00	0.00		
Overpayment of expenses (e.g. personnel benefits)	0.00	0.00	0.00	0.00	0.00	0.00	0.00	0.00	0.00	0.00	0.00	0.00	0.00	0.00	0.00	0.00	0.00	0.00	0.00	0.00	0.00	0.00	0.00	0.00	0.00	0.00		
Restitution for loss of government property	0.00	0.00	0.00	0.00	0.00	0.00	0.00	0.00	0.00	0.00	0.00	0.00	0.00	0.00	0.00	0.00	0.00	0.00	0.00	0.00	0.00	0.00	0.00	0.00	0.00	0.00		
Liquidated damages and similar claims	0.00	0.00	0.00	0.00	0.00	0.00	0.00	0.00	0.00	0.00	0.00	0.00	0.00	0.00	0.00	0.00	0.00	0.00	0.00	0.00	0.00	0.00	0.00	0.00	0.00	0.00		
Others (TEF, BTr, Documentary Stamp Tax, etc.)	0.00	0.00	0.00	0.00	0.00	0.00	0.00	0.00	0.00	0.00	0.00	0.00	0.00	0.00	0.00	0.00	0.00	0.00	0.00	0.00	0.00	0.00	0.00	0.00	0.00	0.00		
TOTAL NON-CASH DISBURSEMENTS	386,155.33	313,553.14	0.00	0.00	699,708.47	0.00	0.00	0.00	0.00	0.00	0.00	0.00	0.00	0.00	0.00	0.00	699,708.47	0.00	0.00	0.00	0.00	386,155.33	313,553.14	0.00	0.00	699,708.47		
GRAND TOTAL	4,689,910.22	10,883,744.82	0.00	0.00	15,573,655.04	0.00	0.00	0.00	0.00	0.00	0.00	0.00	0.00	0.00	0.00	0.00	15,573,655.04	0.00	0.00	0.00	0.00	4,689,910.22	10,883,744.82	0.00	0.00	15,573,655.04		

SUMMARY	Particulars (1)	Previous Report (2)	This Month (3)	As at Date (4)
	Total Disbursement Authorities Received	31,252,948.56	15,553,033.47	46,805,982.03
	NCA	29,992,000.00	14,681,000.00	44,673,000.00
	NTA	0.00	172,325.00	172,325.00
	Working Fund	0.00	0.00	0.00
	TRA	1,260,948.56	699,708.47	1,960,657.03
	CDC	0.00	0.00	0.00
	NCAA	0.00	0.00	0.00
	Less: Notice of Transfer of Allocations (NTA)* issued	1,224,240.00	270,000.00	1,494,240.00
	Total Disbursement Authorities Available	30,028,708.56	15,283,033.47	45,311,742.03
	Less:	0.00	0.00	0.00
	Lapsed NCA	0.00	221.46	221.46
	Disbursements	29,737,865.73	15,573,654.84	45,311,520.57
	Less: Other Non-Cash Disbursements	0.00	0.00	0.00
	Disbursements effected through outright deductions from claims	0.00	0.00	0.00
	Overpayment of expenses(e.g. personnel benefits)	0.00	0.00	0.00
	Restitution for loss of government property	0.00	0.00	0.00
	Liquidated damages and similar claims	0.00	0.00	0.00
	Others (e.g. TEF, BTr, Docs Stamp, etc.)	0.00	0.00	0.00
	Add/Less: Adjustments (e.g. cancelled/staled checks)	0.00	0.00	0.00
	Balance of Disbursement Authorities as at date	290,842.83	(290,842.83)	0.00
	Total Disbursements Program	30,028,708.56	15,283,033.47	45,311,742.03
	Less: *Actual Disbursements	29,737,865.73	15,573,654.84	45,311,520.57
	(Over)/Under spending	290,842.83	(290,621.37)	221.46

Notes: * The use of NTA is discouraged

Notes: ** Amounts should tally with the grand total disbursement (column 27).

IZEL D. IBARDOLA
Accountant II
Accounting Unit, Office of the Director
Date:


AMELITA B. ORTIZ
Assistant Director
Officer-In-Charge, Office of the Director
Date: 

This report was generated using the Unified Reporting System on 12/04/2021 00:58 version: FAR4.1.2 ; Status : **APPROVED**

BIODIVERSITY MANAGEMENT BUREAU
OFFICE OF THE AUDITOR
APR 12 2021
RECEIVED BY: Domin

MONTHLY REPORT OF DISBURSEMENTS
For the month of April 2021

Department Department of Environment and Natural Resources (DENR)
 Agency/Entity Office of the Secretary
 Operating Unit Biodiversity Management Bureau (BMB)
 Organization Code (UACS) 10 001 0200003
 Fund Cluster 01 Regular Agency Fund


Particulars	Current Year Budget					Prior Year's Budget											SUB-TOTAL	Trust Liabilities				Grand Total					Remarks
	PS	MOOE	FinEx	CO	TOTAL	Prior Year's Accounts Payable					Current Year's Accounts Payable					TOTAL		PS	MOOE	CO	TOTAL	PS	MOOE	FinEx	CO	TOTAL	
						PS	MOOE	FinEx	CO	Sub-Total	PS	MOOE	FinEx	CO	Sub-Total												
1	2	3	4	5	6=(2+3+4+5)	7	8	9	10	11=(7+8+9+10)	12	13	14	15	16=(12+13+14+15)	17=(11+16)	18=(6+17)	19	20	21	22=(19+20+21)	23	24	25	26	27=(23+24+25+26)	28
CASH DISBURSEMENTS	6,510,911.36	10,544,283.91	0.00	527,088.98	17,582,284.25	0.00	0.00	0.00	0.00	0.00	0.00	0.00	0.00	0.00	0.00	0.00	17,582,284.25	0.00	0.00	0.00	0.00	6,510,911.36	10,544,283.91	0.00	527,088.98	17,582,284.25	
Notice of Cash Allocation (NCA)	6,510,911.36	10,544,283.91	0.00	527,088.98	17,582,284.25	0.00	0.00	0.00	0.00	0.00	0.00	0.00	0.00	0.00	0.00	0.00	17,582,284.25	0.00	0.00	0.00	0.00	6,510,911.36	10,544,283.91	0.00	527,088.98	17,582,284.25	
MDS Checks Issued	186,321.18	344,043.65	0.00	0.00	530,364.83	0.00	0.00	0.00	0.00	0.00	0.00	0.00	0.00	0.00	0.00	0.00	530,364.83	0.00	0.00	0.00	0.00	186,321.18	344,043.65	0.00	0.00	530,364.83	
Advice to Debit Account	6,324,590.18	10,200,240.26	0.00	527,088.98	17,051,919.42	0.00	0.00	0.00	0.00	0.00	0.00	0.00	0.00	0.00	0.00	0.00	17,051,919.42	0.00	0.00	0.00	0.00	6,324,590.18	10,200,240.26	0.00	527,088.98	17,051,919.42	
Notice of Transfer Allocations (NTA)	0.00	0.00	0.00	0.00	0.00	0.00	0.00	0.00	0.00	0.00	0.00	0.00	0.00	0.00	0.00	0.00	0.00	0.00	0.00	0.00	0.00	0.00	0.00	0.00	0.00	0.00	
MDS Checks Issued	0.00	0.00	0.00	0.00	0.00	0.00	0.00	0.00	0.00	0.00	0.00	0.00	0.00	0.00	0.00	0.00	0.00	0.00	0.00	0.00	0.00	0.00	0.00	0.00	0.00	0.00	
Advice to Debit Account	0.00	0.00	0.00	0.00	0.00	0.00	0.00	0.00	0.00	0.00	0.00	0.00	0.00	0.00	0.00	0.00	0.00	0.00	0.00	0.00	0.00	0.00	0.00	0.00	0.00	0.00	
Working Fund for FAPs	0.00	0.00	0.00	0.00	0.00	0.00	0.00	0.00	0.00	0.00	0.00	0.00	0.00	0.00	0.00	0.00	0.00	0.00	0.00	0.00	0.00	0.00	0.00	0.00	0.00	0.00	
Cash Disbursement Ceiling (CDC)	0.00	0.00	0.00	0.00	0.00	0.00	0.00	0.00	0.00	0.00	0.00	0.00	0.00	0.00	0.00	0.00	0.00	0.00	0.00	0.00	0.00	0.00	0.00	0.00	0.00	0.00	
TOTAL CASH DISBURSEMENTS	6,510,911.36	10,544,283.91	0.00	527,088.98	17,582,284.25	0.00	0.00	0.00	0.00	0.00	0.00	0.00	0.00	0.00	0.00	0.00	17,582,284.25	0.00	0.00	0.00	0.00	6,510,911.36	10,544,283.91	0.00	527,088.98	17,582,284.25	
NON-CASH DISBURSEMENTS	375,348.55	343,245.42	0.00	0.00	718,593.97	0.00	0.00	0.00	0.00	0.00	0.00	0.00	0.00	0.00	0.00	0.00	718,593.97	0.00	0.00	0.00	0.00	375,348.55	343,245.42	0.00	0.00	718,593.97	
Tax Remittance Advices Issued (TRA)	375,348.55	343,245.42	0.00	0.00	718,593.97	0.00	0.00	0.00	0.00	0.00	0.00	0.00	0.00	0.00	0.00	0.00	718,593.97	0.00	0.00	0.00	0.00	375,348.55	343,245.42	0.00	0.00	718,593.97	
Non-Cash Availment Authority (NCAA)	0.00	0.00	0.00	0.00	0.00	0.00	0.00	0.00	0.00	0.00	0.00	0.00	0.00	0.00	0.00	0.00	0.00	0.00	0.00	0.00	0.00	0.00	0.00	0.00	0.00	0.00	
Disbursements effected through outright deductions from claims (please specify...)	0.00	0.00	0.00	0.00	0.00	0.00	0.00	0.00	0.00	0.00	0.00	0.00	0.00	0.00	0.00	0.00	0.00	0.00	0.00	0.00	0.00	0.00	0.00	0.00	0.00	0.00	
Overpayment of expenses (e.g. personnel benefits)	0.00	0.00	0.00	0.00	0.00	0.00	0.00	0.00	0.00	0.00	0.00	0.00	0.00	0.00	0.00	0.00	0.00	0.00	0.00	0.00	0.00	0.00	0.00	0.00	0.00	0.00	
Restitution for loss of government property	0.00	0.00	0.00	0.00	0.00	0.00	0.00	0.00	0.00	0.00	0.00	0.00	0.00	0.00	0.00	0.00	0.00	0.00	0.00	0.00	0.00	0.00	0.00	0.00	0.00	0.00	
Liquidated damages and similar claims	0.00	0.00	0.00	0.00	0.00	0.00	0.00	0.00	0.00	0.00	0.00	0.00	0.00	0.00	0.00	0.00	0.00	0.00	0.00	0.00	0.00	0.00	0.00	0.00	0.00	0.00	
Others (TEF, BTR-Documentary Stamp Tax, etc.)	0.00	0.00	0.00	0.00	0.00	0.00	0.00	0.00	0.00	0.00	0.00	0.00	0.00	0.00	0.00	0.00	0.00	0.00	0.00	0.00	0.00	0.00	0.00	0.00	0.00	0.00	
TOTAL NON-CASH DISBURSEMENTS	375,348.55	343,245.42	0.00	0.00	718,593.97	0.00	0.00	0.00	0.00	0.00	0.00	0.00	0.00	0.00	0.00	0.00	718,593.97	0.00	0.00	0.00	0.00	375,348.55	343,245.42	0.00	0.00	718,593.97	
GRAND TOTAL	6,886,259.91	10,887,529.33	0.00	527,088.98	18,300,878.22	0.00	0.00	0.00	0.00	0.00	0.00	0.00	0.00	0.00	0.00	0.00	18,300,878.22	0.00	0.00	0.00	0.00	6,886,259.91	10,887,529.33	0.00	527,088.98	18,300,878.22	

SUMMARY


Particulars (1)	Previous Report (2)	This Month (3)	As at Date (4)
Total Disbursement Authorities Received	46,805,982.03	19,730,446.97	66,536,429.00
NCA	44,673,000.00	18,111,000.00	62,784,000.00
NTA	172,325.00	900,853.00	1,073,178.00
Working Fund	0.00	0.00	0.00
TRA	1,960,657.03	718,593.97	2,679,251.00
CDC	0.00	0.00	0.00
NCAA	0.00	0.00	0.00
Less: Notice of Transfer of Allocations (NTA)* issued	1,494,240.00	1,022,150.00	2,516,390.00
Total Disbursement Authorities Available	45,311,742.03	18,708,296.97	64,020,039.00
Less:	0.00	0.00	0.00
Lapsed NCA	221.46	0.00	221.46
Disbursements	45,311,520.57	18,300,878.22	63,612,398.79
Less: Other Non-Cash Disbursements	0.00	0.00	0.00
Disbursements effected through outright deductions from claims	0.00	0.00	0.00
Overpayment of expenses(e.g. personnel benefits)	0.00	0.00	0.00
Restitution for loss of government property	0.00	0.00	0.00
Liquidated damages and similar claims	0.00	0.00	0.00
Others (e.g. TEF, BTr, Docs Stamp, etc.)	0.00	0.00	0.00
Add/Less: Adjustments (e.g. cancelled/staled checks)	0.00	0.00	0.00
Balance of Disbursement Authorities as at date	0.00	407,418.75	407,418.75
Total Disbursements Program	45,311,742.03	18,708,296.97	64,020,039.00
Less: *Actual Disbursements	45,311,520.57	18,300,878.22	63,612,398.79
(Over)/Under spending	221.46	407,418.75	407,640.21

Notes: * The use of NTA is discouraged

Notes: ** Amounts should tally with the grand total disbursement (column 27).


IZEL D. IBAROLA
 Accountant II
 Head, Accounting Unit-Office of the Director

Date:




AMELITA P.J. ORTIZ
 Assistant Director
 Officer-in-Charge, Office of the Director

Date:

MONTHLY REPORT OF DISBURSEMENTS
For the month of May 2021

Department Department of Environment and Natural Resources (DENR)
Agency/Entity Office of the Secretary
Operating Unit Biodiversity Management Bureau (BMB)
Organization Code (UACS) 10 001 0200003
Fund Cluster 01 Regular Agency Fund

Particulars	Current Year Budget					Prior Year's Budget											SUB-TOTAL	Trust Liabilities				Grand Total					Remarks	
	PS	MOOE	FinEx	CO	TOTAL	Prior Year's Accounts Payable					Current Year's Accounts Payable					TOTAL		PS	MOOE	CO	TOTAL	PS	MOOE	FinEx	CO	TOTAL		
						PS	MOOE	FinEx	CO	Sub-Total	PS	MOOE	FinEx	CO	Sub-Total													
1	2	3	4	5	6=(2+3+4+5)	7	8	9	10	11=(7+8+9+10)	12	13	14	15	16=(12+13+14+15)	17=(11+16)	18=(6+17)	19	20	21	22=(19+20+21)	23	24	25	26	27=(23+24+25+26)	28	
CASH DISBURSEMENTS	8,181,473.73	8,979,125.44	0.00	0.00	17,160,599.17	0.00	0.00	0.00	0.00	0.00	0.00	0.00	0.00	0.00	0.00	0.00	17,160,599.17	0.00	0.00	0.00	0.00	8,181,473.73	8,979,125.44	0.00	0.00	17,160,599.17		
Notice of Cash Allocation (NCA)	8,181,473.73	8,979,125.44	0.00	0.00	17,160,599.17	0.00	0.00	0.00	0.00	0.00	0.00	0.00	0.00	0.00	0.00	0.00	17,160,599.17	0.00	0.00	0.00	0.00	8,181,473.73	8,979,125.44	0.00	0.00	17,160,599.17		
MDS Checks Issued	55,593.28	570,594.87	0.00	0.00	626,188.15	0.00	0.00	0.00	0.00	0.00	0.00	0.00	0.00	0.00	0.00	0.00	626,188.15	0.00	0.00	0.00	0.00	55,593.28	570,594.87	0.00	0.00	626,188.15		
Advice to Debit Account	8,125,880.45	8,408,530.57	0.00	0.00	16,534,411.02	0.00	0.00	0.00	0.00	0.00	0.00	0.00	0.00	0.00	0.00	0.00	16,534,411.02	0.00	0.00	0.00	0.00	8,125,880.45	8,408,530.57	0.00	0.00	16,534,411.02		
Notice of Transfer Allocations (NTA)	0.00	0.00	0.00	0.00	0.00	0.00	0.00	0.00	0.00	0.00	0.00	0.00	0.00	0.00	0.00	0.00	0.00	0.00	0.00	0.00	0.00	0.00	0.00	0.00	0.00	0.00	0.00	
MDS Checks Issued	0.00	0.00	0.00	0.00	0.00	0.00	0.00	0.00	0.00	0.00	0.00	0.00	0.00	0.00	0.00	0.00	0.00	0.00	0.00	0.00	0.00	0.00	0.00	0.00	0.00	0.00	0.00	
Advice to Debit Account	0.00	0.00	0.00	0.00	0.00	0.00	0.00	0.00	0.00	0.00	0.00	0.00	0.00	0.00	0.00	0.00	0.00	0.00	0.00	0.00	0.00	0.00	0.00	0.00	0.00	0.00	0.00	
Working Fund for FAPs	0.00	0.00	0.00	0.00	0.00	0.00	0.00	0.00	0.00	0.00	0.00	0.00	0.00	0.00	0.00	0.00	0.00	0.00	0.00	0.00	0.00	0.00	0.00	0.00	0.00	0.00	0.00	
Cash Disbursement Ceiling (CDC)	0.00	0.00	0.00	0.00	0.00	0.00	0.00	0.00	0.00	0.00	0.00	0.00	0.00	0.00	0.00	0.00	0.00	0.00	0.00	0.00	0.00	0.00	0.00	0.00	0.00	0.00	0.00	
TOTAL CASH DISBURSEMENTS	8,181,473.73	8,979,125.44	0.00	0.00	17,160,599.17	0.00	0.00	0.00	0.00	0.00	0.00	0.00	0.00	0.00	0.00	0.00	17,160,599.17	0.00	0.00	0.00	0.00	8,181,473.73	8,979,125.44	0.00	0.00	17,160,599.17		
NON-CASH DISBURSEMENTS	358,014.90	534,624.46	0.00	0.00	892,639.36	0.00	0.00	0.00	0.00	0.00	0.00	0.00	0.00	0.00	0.00	0.00	892,639.36	0.00	0.00	0.00	0.00	358,014.90	534,624.46	0.00	0.00	892,639.36		
Tax Remittance Advices Issued (TRA)	358,014.90	534,624.46	0.00	0.00	892,639.36	0.00	0.00	0.00	0.00	0.00	0.00	0.00	0.00	0.00	0.00	0.00	892,639.36	0.00	0.00	0.00	0.00	358,014.90	534,624.46	0.00	0.00	892,639.36		
Non-Cash Availment Authority (NCAA)	0.00	0.00	0.00	0.00	0.00	0.00	0.00	0.00	0.00	0.00	0.00	0.00	0.00	0.00	0.00	0.00	0.00	0.00	0.00	0.00	0.00	0.00	0.00	0.00	0.00	0.00	0.00	
Disbursements effected through outright deductions from claims (please specify...)	0.00	0.00	0.00	0.00	0.00	0.00	0.00	0.00	0.00	0.00	0.00	0.00	0.00	0.00	0.00	0.00	0.00	0.00	0.00	0.00	0.00	0.00	0.00	0.00	0.00	0.00	0.00	
Overpayment of expenses (e.g. personnel benefits)	0.00	0.00	0.00	0.00	0.00	0.00	0.00	0.00	0.00	0.00	0.00	0.00	0.00	0.00	0.00	0.00	0.00	0.00	0.00	0.00	0.00	0.00	0.00	0.00	0.00	0.00	0.00	
Restitution for loss of government property	0.00	0.00	0.00	0.00	0.00	0.00	0.00	0.00	0.00	0.00	0.00	0.00	0.00	0.00	0.00	0.00	0.00	0.00	0.00	0.00	0.00	0.00	0.00	0.00	0.00	0.00	0.00	
Liquidated damages and similar claims	0.00	0.00	0.00	0.00	0.00	0.00	0.00	0.00	0.00	0.00	0.00	0.00	0.00	0.00	0.00	0.00	0.00	0.00	0.00	0.00	0.00	0.00	0.00	0.00	0.00	0.00	0.00	
Others (TEF, BTr-Documentary Stamp Tax, etc.)	0.00	0.00	0.00	0.00	0.00	0.00	0.00	0.00	0.00	0.00	0.00	0.00	0.00	0.00	0.00	0.00	0.00	0.00	0.00	0.00	0.00	0.00	0.00	0.00	0.00	0.00	0.00	
TOTAL NON-CASH DISBURSEMENTS	358,014.90	534,624.46	0.00	0.00	892,639.36	0.00	0.00	0.00	0.00	0.00	0.00	0.00	0.00	0.00	0.00	0.00	892,639.36	0.00	0.00	0.00	0.00	358,014.90	534,624.46	0.00	0.00	892,639.36		
GRAND TOTAL	8,539,488.63	9,513,749.90	0.00	0.00	18,053,238.53	0.00	0.00	0.00	0.00	0.00	0.00	0.00	0.00	0.00	0.00	0.00	18,053,238.53	0.00	0.00	0.00	0.00	8,539,488.63	9,513,749.90	0.00	0.00	18,053,238.53		

Down 4/21/21

SUMMARY


Particulars (1)	Previous Report (2)	This Month (3)	As at Date (4)
Total Disbursement Authorities Received	66,536,429.00	19,072,917.36	85,609,346.36
NCA	62,784,000.00	18,115,000.00	80,899,000.00
NTA	1,073,178.00	85,278.00	1,138,456.00
Working Fund	0.00	0.00	0.00
TRA	2,679,251.00	892,639.36	3,571,890.36
CDC	0.00	0.00	0.00
NCAA	0.00	0.00	0.00
Less: Notice of Transfer of Allocations (NTA)* issued	2,516,390.00	0.00	2,516,390.00
Total Disbursement Authorities Available	64,020,039.00	19,072,917.36	83,092,956.36
Less:	0.00	0.00	0.00
Lapsed NCA	221.46	0.00	221.46
Disbursements	63,612,398.79	18,053,238.53	81,665,637.32
Less: Other Non-Cash Disbursements	0.00	0.00	0.00
Disbursements effected through outright deductions from claims	0.00	0.00	0.00
Overpayment of expenses(e.g. personnel benefits)	0.00	0.00	0.00
Restitution for loss of government property	0.00	0.00	0.00
Liquidated damages and similar claims	0.00	0.00	0.00
Others (e.g. TEF, BTr, Docs Stamp, etc.)	0.00	0.00	0.00
Add/Less: Adjustments (e.g. cancelled/staled checks)	0.00	0.00	0.00
Balance of Disbursement Authorities as at date	407,418.75	1,019,678.83	1,427,097.58
Total Disbursements Program	64,020,039.00	19,072,917.36	83,092,956.36
Less: *Actual Disbursements	63,612,398.79	18,053,238.53	81,665,637.32
(Over)/Under spending	407,640.21	1,019,678.83	1,427,319.04

Notes: * The use of NTA is discouraged

Notes: ** Amounts should tally with the grand total disbursement (column 27).

Certified Correct:

Izabel
IZEL IBARDOLAZA
 Head, Accounting Unit - Office of the Director
 Date:



Approved By:

EDILBERTO B. LEONARDO, PhD.
 Undersecretary for Special Concerns and OIC, Director
 Date:

MONTHLY REPORT OF DISBURSEMENTS
For the month of July 2021

Department: Department of Environment and Natural Resources (DENR)					Agency: Office of the Secretary											Operating Unit: Biodiversity Management Bureau											
Organization Code (UACS): 100010100000					Fund Cluster: 01 - Regular Agency Fund											Report Status: ALL											
PARTICULARS	CURRENT YEAR BUDGET					PRIOR YEAR'S BUDGET											SUB-TOTAL	TRUST LIABILITIES				GRAND TOTAL					REMARKS
	PS	MOOE	Fin. Exp	CO	TOTAL	PRIOR YEAR'S ACCOUNTS PAYABLE					CURRENT YEAR'S ACCOUNTS PAYABLE							PS	MOOE	CO	TOTAL	PS	MOOE	Fin. Exp	CO	TOTAL	
						PS	MOOE	Fin. Exp	CO	Sub-Total	PS	MOOE	Fin. Exp	CO	Sub-Total	TOTAL											
1	2	3	4	5	6=(2+3+4+5)	7	8	9	10	11=(7+8+9+10)	12	13	14	15	16=(12+13+14+15)	17=(11+16)	18=(6+17)	19	20	21	22=(19+20+21)	23	24	25	26	27=(23+24+25+26)	28
Notice of Cash Allocation (NCA)	9,276,831.70	10,663,244.04	-	-	19,940,075.74	-	-	-	-	-	-	-	-	-	-	-	19,940,075.74	-	-	-	-	9,276,831.70	10,663,244.04	-	-	19,940,075.74	
MDS Checks Issued	69,800.00	776,647.82	-	-	846,447.82	-	-	-	-	-	-	-	-	-	-	-	846,447.82	-	-	-	-	69,800.00	776,647.82	-	-	846,447.82	
Advice to Debit Account	9,207,031.70	9,886,596.22	-	-	19,093,627.92	-	-	-	-	-	-	-	-	-	-	-	19,093,627.92	-	-	-	-	9,207,031.70	9,886,596.22	-	-	19,093,627.92	
Tax Remittance Advices Issued (TRA)	358,014.90	958,624.95	-	-	1,316,639.85	-	-	-	-	-	-	-	-	-	-	-	1,316,639.85	-	-	-	-	358,014.90	958,624.95	-	-	1,316,639.85	
Grand Total	9,634,846.60	11,621,868.99	-	-	21,256,715.59	-	-	-	-	-	-	-	-	-	-	-	21,256,715.59	-	-	-	-	9,634,846.60	11,621,868.99	-	-	21,256,715.59	

Summary

PARTICULARS	PREVIOUS REPORT	CURRENT MONTH	AS OF DATE
-1	-2	-3	-4
Total Disbursement Authorities Received			
NCA	103,369,000.00	18,615,000.00	121,984,000.00
Working Fund	-	-	-
TRA	4,255,612.04	1,316,639.85	5,572,251.89
CDC	-	-	-
NCAA	-	-	-
Others (CDT, BTr Docs Stamp, etc.)	1,212,302.00	1,744,261.00	2,956,563.00
Less: Notice of Transfer Allocations (NTA)* issued	2,516,390.00	370,000.00	2,886,390.00
Total Disbursements Authorities Available	106,320,524.04	21,305,900.85	127,626,424.89
Less			
Lapsed NCA	6,645.67	-	6,645.67
Disbursements	106,313,878.37	21,256,715.59	127,570,593.96
Balance of Disbursements Authorities as of to date	-	49,185.26	49,185.26
Total Disbursements Program	106,320,524.04	21,305,900.85	127,626,424.89
Less: * Actual Disbursements	106,313,878.37	21,256,715.59	127,570,593.96
(Over)/Under spending~	6,645.67	49,185.26	55,830.93

Certified Correct:

f glos
IZEL D. IBARDOLAZA, CPA
Head, Accounting Unit

Recommending Approval:

Amelita D. Ortiz
AMELITA D. ORTIZ
Assistant Director

Approved By:

Edilberto C. Leonardo
EDILBERTO C. LEONARDO, Ph.D.
Undersecretary for Special Concerns and OIC Director

MONTHLY REPORT OF DISBURSEMENTS

For the month of August 2021

Department Department of Environment and Natural Resources (DENR)
 Agency/Entity Office of the Secretary
 Operating Unit Biodiversity Management Bureau (BMB)
 Organization Code (UACS) 10 001 0200003
 Fund Cluster 01 Regular Agency Fund

Particulars	Current Year Budget					Prior Year's Budget											SUB-TOTAL	Trust Liabilities				Grand Total					Remarks	
	PS	MOOE	FinEx	CO	TOTAL	Prior Year's Accounts Payable					Current Year's Accounts Payable					PS		MOOE	CO	TOTAL	PS	MOOE	FinEx	CO	TOTAL			
						PS	MOOE	FinEx	CO	Sub-Total	PS	MOOE	FinEx	CO	Sub-Total											PS		MOOE
1	2	3	4	5	6=(2+3+4+5)	7	8	9	10	11=(7+8+9+10)	12	13	14	15	16=(12+13+14+15)	17=(11+16)	18=(6+17)	19	20	21	22=(19+20+21)	23	24	25	26	27=(23+24+25+26)	28	
CASH DISBURSEMENTS	4,991,005.38	9,798,084.28	0.00	537,784.44	15,326,874.10	0.00	0.00	0.00	0.00	0.00	0.00	0.00	0.00	0.00	0.00	0.00	15,326,874.10	0.00	0.00	0.00	0.00	4,991,005.38	9,798,084.28	0.00	537,784.44	15,326,874.10		
Notice of Cash Allocation (NCA)	4,991,005.38	9,798,084.28	0.00	537,784.44	15,326,874.10	0.00	0.00	0.00	0.00	0.00	0.00	0.00	0.00	0.00	0.00	0.00	15,326,874.10	0.00	0.00	0.00	0.00	4,991,005.38	9,798,084.28	0.00	537,784.44	15,326,874.10		
MDS Checks Issued	148,240.06	537,784.44	0.00	0.00	686,024.50	0.00	0.00	0.00	0.00	0.00	0.00	0.00	0.00	0.00	0.00	0.00	686,024.50	0.00	0.00	0.00	0.00	148,240.06	537,784.44	0.00	0.00	686,024.50		
Advice to Debit Account	4,842,765.32	9,260,299.84	0.00	537,784.44	14,640,849.60	0.00	0.00	0.00	0.00	0.00	0.00	0.00	0.00	0.00	0.00	0.00	14,640,849.60	0.00	0.00	0.00	0.00	4,842,765.32	9,260,299.84	0.00	537,784.44	14,640,849.60		
Notice of Transfer Allocations (NTA)	0.00	0.00	0.00	0.00	0.00	0.00	0.00	0.00	0.00	0.00	0.00	0.00	0.00	0.00	0.00	0.00	0.00	0.00	0.00	0.00	0.00	0.00	0.00	0.00	0.00	0.00	0.00	
MDS Checks Issued	0.00	0.00	0.00	0.00	0.00	0.00	0.00	0.00	0.00	0.00	0.00	0.00	0.00	0.00	0.00	0.00	0.00	0.00	0.00	0.00	0.00	0.00	0.00	0.00	0.00	0.00	0.00	
Advice to Debit Account	0.00	0.00	0.00	0.00	0.00	0.00	0.00	0.00	0.00	0.00	0.00	0.00	0.00	0.00	0.00	0.00	0.00	0.00	0.00	0.00	0.00	0.00	0.00	0.00	0.00	0.00	0.00	
Working Fund for FAPs	0.00	0.00	0.00	0.00	0.00	0.00	0.00	0.00	0.00	0.00	0.00	0.00	0.00	0.00	0.00	0.00	0.00	0.00	0.00	0.00	0.00	0.00	0.00	0.00	0.00	0.00	0.00	
Cash Disbursement Ceiling (CDC)	0.00	0.00	0.00	0.00	0.00	0.00	0.00	0.00	0.00	0.00	0.00	0.00	0.00	0.00	0.00	0.00	0.00	0.00	0.00	0.00	0.00	0.00	0.00	0.00	0.00	0.00	0.00	
TOTAL CASH DISBURSEMENTS	4,991,005.38	9,798,084.28	0.00	537,784.44	15,326,874.10	0.00	0.00	0.00	0.00	0.00	0.00	0.00	0.00	0.00	0.00	0.00	15,326,874.10	0.00	0.00	0.00	0.00	4,991,005.38	9,798,084.28	0.00	537,784.44	15,326,874.10		
NON-CASH DISBURSEMENTS	359,014.90	1,703,837.68	0.00	0.00	2,062,852.58	0.00	0.00	0.00	0.00	0.00	0.00	0.00	0.00	0.00	0.00	0.00	2,062,852.58	0.00	0.00	0.00	0.00	359,014.90	1,703,837.68	0.00	0.00	2,062,852.58		
Tax Remittance Advices Issued (TRA)	359,014.90	1,703,837.68	0.00	0.00	2,062,852.58	0.00	0.00	0.00	0.00	0.00	0.00	0.00	0.00	0.00	0.00	0.00	2,062,852.58	0.00	0.00	0.00	0.00	359,014.90	1,703,837.68	0.00	0.00	2,062,852.58		
Non-Cash Availment Authority (NCAA)	0.00	0.00	0.00	0.00	0.00	0.00	0.00	0.00	0.00	0.00	0.00	0.00	0.00	0.00	0.00	0.00	0.00	0.00	0.00	0.00	0.00	0.00	0.00	0.00	0.00	0.00	0.00	
Disbursements effected through outright deductions from claims (please specify...)	0.00	0.00	0.00	0.00	0.00	0.00	0.00	0.00	0.00	0.00	0.00	0.00	0.00	0.00	0.00	0.00	0.00	0.00	0.00	0.00	0.00	0.00	0.00	0.00	0.00	0.00	0.00	
Overpayment of expenses (e.g. personnel benefits)	0.00	0.00	0.00	0.00	0.00	0.00	0.00	0.00	0.00	0.00	0.00	0.00	0.00	0.00	0.00	0.00	0.00	0.00	0.00	0.00	0.00	0.00	0.00	0.00	0.00	0.00	0.00	
Restitution for loss of government property	0.00	0.00	0.00	0.00	0.00	0.00	0.00	0.00	0.00	0.00	0.00	0.00	0.00	0.00	0.00	0.00	0.00	0.00	0.00	0.00	0.00	0.00	0.00	0.00	0.00	0.00	0.00	
Liquidated damages and similar claims	0.00	0.00	0.00	0.00	0.00	0.00	0.00	0.00	0.00	0.00	0.00	0.00	0.00	0.00	0.00	0.00	0.00	0.00	0.00	0.00	0.00	0.00	0.00	0.00	0.00	0.00	0.00	
Others (TEF, BTr-Documentary Stamp Tax, etc.)	0.00	0.00	0.00	0.00	0.00	0.00	0.00	0.00	0.00	0.00	0.00	0.00	0.00	0.00	0.00	0.00	0.00	0.00	0.00	0.00	0.00	0.00	0.00	0.00	0.00	0.00	0.00	
TOTAL NON-CASH DISBURSEMENTS	359,014.90	1,703,837.68	0.00	0.00	2,062,852.58	0.00	0.00	0.00	0.00	0.00	0.00	0.00	0.00	0.00	0.00	0.00	2,062,852.58	0.00	0.00	0.00	0.00	359,014.90	1,703,837.68	0.00	0.00	2,062,852.58		
GRAND TOTAL	5,350,020.28	11,501,921.96	0.00	537,784.44	17,389,726.68	0.00	0.00	0.00	0.00	0.00	0.00	0.00	0.00	0.00	0.00	0.00	17,389,726.68	0.00	0.00	0.00	0.00	5,350,020.28	11,501,921.96	0.00	537,784.44	17,389,726.68		

SUMMARY


Particulars (1)	Previous Report (2)	This Month (3)	As at Date (4)
Total Disbursement Authorities Received	130,512,814.89	20,766,493.58	151,279,308.47
NCA	121,984,000.00	18,625,000.00	140,609,000.00
NTA	2,956,563.00	78,641.00	3,035,204.00
Working Fund	0.00	0.00	0.00
TRA	5,572,251.89	2,062,852.58	7,635,104.47
CDC	0.00	0.00	0.00
NCAA	0.00	0.00	0.00
Less: Notice of Transfer of Allocations (NTA)* issued	2,886,390.00	3,271,888.00	6,158,278.00
Total Disbursement Authorities Available	127,626,424.89	17,494,605.58	145,121,030.47
Less:	0.00	0.00	0.00
Lapsed NCA	6,645.67	0.00	6,645.67
Disbursements	127,570,593.96	17,389,726.68	144,960,320.64
Less: Other Non-Cash Disbursements	0.00	0.00	0.00
Disbursements effected through outright deductions from claims	0.00	0.00	0.00
Overpayment of expenses(e.g. personnel benefits)	0.00	0.00	0.00
Restitution for loss of government property	0.00	0.00	0.00
Liquidated damages and similar claims	0.00	0.00	0.00
Others (e.g. TEF, BTr, Docs Stamp, etc.)	0.00	0	0.00
Add/Less: Adjustments (e.g. cancelled/staled checks)	0.00	0.00	0.00
Balance of Disbursement Authorities as at date	49,185.26	104,878.90	154,064.16
Total Disbursements Program	127,626,424.89	17,494,605.58	145,121,030.47
Less: *Actual Disbursements	127,570,593.96	17,389,726.68	144,960,320.64
(Over)/Under spending	55,830.93	104,878.90	160,709.83

Notes: * The use of NTA is discouraged

Notes: ** Amounts should tally with the grand total disbursement (column 27).

Certified Correct:

IZEL D. IBARDOLAZA, CPA
Head, Accounting Unit - Office of the Director
Date:



Approved By:

[Signature]

AMELITA D. ORTIZ
Assistant Director

Officer-In-Charge, Office of the Director

MONTHLY REPORT OF DISBURSEMENTS
For the month of September 2021

Department: Department of Environment and Natural Resources (DENR)
 Agency/Entity: Office of the Secretary
 Operating Unit: Biodiversity Management Bureau (BMB)
 Organization Code (UACS): 10 001 0200003
 Fund Cluster: 01 Regular Agency Fund

Particulars	Current Year Budget					Prior Year's Budget											SUB-TOTAL	Trust Liabilities				Grand Total					Remarks	
	PS	MOOE	FinEx	CO	TOTAL	Prior Year's Accounts Payable					Current Year's Accounts Payable							PS	MOOE	CO	TOTAL	PS	MOOE	FinEx	CO	TOTAL		
						PS	MOOE	FinEx	CO	Sub-Total	PS	MOOE	FinEx	CO	Sub-Total	TOTAL												
1	2	3	4	5	6=(2+3+4+5)	7	8	9	10	11=(7+8+9+10)	12	13	14	15	16=(12+13+14+15)	17=(11+16)	18=(6+17)	19	20	21	22=(19+20+21)	23	24	25	26	27=(23+24+25+26)	28	
CASH DISBURSEMENTS	5,237,597.34	9,646,524.08	0.00	680,094.80	15,564,216.22	0.00	0.00	0.00	0.00	0.00	0.00	0.00	0.00	0.00	0.00	0.00	15,564,216.22	0.00	0.00	0.00	0.00	5,237,597.34	9,646,524.08	0.00	680,094.80	15,564,216.22		
Notice of Cash Allocation (NCA)	5,237,597.34	9,646,524.08	0.00	680,094.80	15,564,216.22	0.00	0.00	0.00	0.00	0.00	0.00	0.00	0.00	0.00	0.00	0.00	15,564,216.22	0.00	0.00	0.00	0.00	5,237,597.34	9,646,524.08	0.00	680,094.80	15,564,216.22		
MDS Checks Issued	170,016.59	1,543,305.82	0.00	0.00	1,713,322.41	0.00	0.00	0.00	0.00	0.00	0.00	0.00	0.00	0.00	0.00	0.00	1,713,322.41	0.00	0.00	0.00	0.00	170,016.59	1,543,305.82	0.00	0.00	1,713,322.41		
Advice to Debit Account	5,067,580.75	8,103,218.26	0.00	680,094.80	13,850,893.81	0.00	0.00	0.00	0.00	0.00	0.00	0.00	0.00	0.00	0.00	0.00	13,850,893.81	0.00	0.00	0.00	0.00	5,067,580.75	8,103,218.26	0.00	680,094.80	13,850,893.81		
Notice of Transfer Allocations (NTA)	0.00	0.00	0.00	0.00	0.00	0.00	0.00	0.00	0.00	0.00	0.00	0.00	0.00	0.00	0.00	0.00	0.00	0.00	0.00	0.00	0.00	0.00	0.00	0.00	0.00	0.00	0.00	
MDS Checks Issued	0.00	0.00	0.00	0.00	0.00	0.00	0.00	0.00	0.00	0.00	0.00	0.00	0.00	0.00	0.00	0.00	0.00	0.00	0.00	0.00	0.00	0.00	0.00	0.00	0.00	0.00	0.00	
Advice to Debit Account	0.00	0.00	0.00	0.00	0.00	0.00	0.00	0.00	0.00	0.00	0.00	0.00	0.00	0.00	0.00	0.00	0.00	0.00	0.00	0.00	0.00	0.00	0.00	0.00	0.00	0.00	0.00	
Working Fund for FAPs	0.00	0.00	0.00	0.00	0.00	0.00	0.00	0.00	0.00	0.00	0.00	0.00	0.00	0.00	0.00	0.00	0.00	0.00	0.00	0.00	0.00	0.00	0.00	0.00	0.00	0.00	0.00	
Cash Disbursement Ceiling (CDC)	0.00	0.00	0.00	0.00	0.00	0.00	0.00	0.00	0.00	0.00	0.00	0.00	0.00	0.00	0.00	0.00	0.00	0.00	0.00	0.00	0.00	0.00	0.00	0.00	0.00	0.00	0.00	
TOTAL CASH DISBURSEMENTS	5,237,597.34	9,646,524.08	0.00	680,094.80	15,564,216.22	0.00	0.00	0.00	0.00	0.00	0.00	0.00	0.00	0.00	0.00	0.00	15,564,216.22	0.00	0.00	0.00	0.00	5,237,597.34	9,646,524.08	0.00	680,094.80	15,564,216.22		
NON-CASH DISBURSEMENTS	355,540.11	278,284.80	0.00	0.00	633,824.91	0.00	0.00	0.00	0.00	0.00	0.00	0.00	0.00	0.00	0.00	0.00	633,824.91	0.00	0.00	0.00	0.00	355,540.11	278,284.80	0.00	0.00	633,824.91		
Tax Remittance Advices Issued (TRA)	355,540.11	278,284.80	0.00	0.00	633,824.91	0.00	0.00	0.00	0.00	0.00	0.00	0.00	0.00	0.00	0.00	0.00	633,824.91	0.00	0.00	0.00	0.00	355,540.11	278,284.80	0.00	0.00	633,824.91		
Non-Cash Availment Authority (NCAA)	0.00	0.00	0.00	0.00	0.00	0.00	0.00	0.00	0.00	0.00	0.00	0.00	0.00	0.00	0.00	0.00	0.00	0.00	0.00	0.00	0.00	0.00	0.00	0.00	0.00	0.00	0.00	
Disbursements effected through outright deductions from claims (please specify...)	0.00	0.00	0.00	0.00	0.00	0.00	0.00	0.00	0.00	0.00	0.00	0.00	0.00	0.00	0.00	0.00	0.00	0.00	0.00	0.00	0.00	0.00	0.00	0.00	0.00	0.00	0.00	
Overpayment of expenses(e.g. personnel benefits)	0.00	0.00	0.00	0.00	0.00	0.00	0.00	0.00	0.00	0.00	0.00	0.00	0.00	0.00	0.00	0.00	0.00	0.00	0.00	0.00	0.00	0.00	0.00	0.00	0.00	0.00	0.00	
Restitution for loss of government property	0.00	0.00	0.00	0.00	0.00	0.00	0.00	0.00	0.00	0.00	0.00	0.00	0.00	0.00	0.00	0.00	0.00	0.00	0.00	0.00	0.00	0.00	0.00	0.00	0.00	0.00	0.00	
Liquidated damages and similar claims	0.00	0.00	0.00	0.00	0.00	0.00	0.00	0.00	0.00	0.00	0.00	0.00	0.00	0.00	0.00	0.00	0.00	0.00	0.00	0.00	0.00	0.00	0.00	0.00	0.00	0.00	0.00	
Others(TEF, BTr-Documentary Stamp Tax, etc.)	0.00	0.00	0.00	0.00	0.00	0.00	0.00	0.00	0.00	0.00	0.00	0.00	0.00	0.00	0.00	0.00	0.00	0.00	0.00	0.00	0.00	0.00	0.00	0.00	0.00	0.00	0.00	
TOTAL NON-CASH DISBURSEMENTS	355,540.11	278,284.80	0.00	0.00	633,824.91	0.00	0.00	0.00	0.00	0.00	0.00	0.00	0.00	0.00	0.00	0.00	633,824.91	0.00	0.00	0.00	0.00	355,540.11	278,284.80	0.00	0.00	633,824.91		
GRAND TOTAL	5,593,137.45	9,924,808.88	0.00	680,094.80	16,198,041.13	0.00	0.00	0.00	0.00	0.00	0.00	0.00	0.00	0.00	0.00	0.00	16,198,041.13	0.00	0.00	0.00	0.00	5,593,137.45	9,924,808.88	0.00	680,094.80	16,198,041.13		


SUMMARY

Particulars	Previous Report	This Month	As at Date
(1)	(2)	(3)	(4)
Total Disbursement Authorities Received	151,279,308.47	21,786,424.91	173,065,733.38
NCA	140,609,000.00	18,633,000.00	159,242,000.00
NTA	3,035,204.00	2,519,600.00	5,554,804.00
Working Fund	0.00	0.00	0.00
TRA	7,635,104.47	633,824.91	8,268,929.38
CDC	0.00	0.00	0.00
NCAA	0.00	0.00	0.00
Less: Notice of Transfer of Allocations (NTA)* issued	6,158,278.00	4,065,108.00	10,223,386.00
Total Disbursement Authorities Available	145,121,030.47	17,721,316.91	162,842,347.38
Less:	0.00	0.00	0.00
Lapsed NCA	6,645.67	1,677,339.94	1,683,985.61
Disbursements	144,960,320.64	16,198,041.13	161,158,361.77
Less: Other Non-Cash Disbursements	0.00	0.00	0.00
Disbursements effected through outright deductions from claims	0.00	0.00	0.00
Overpayment of expenses(e.g. personnel benefits)	0.00	0.00	0.00
Restitution for loss of government property	0.00	0.00	0.00
Liquidated damages and similar claims	0.00	0.00	0.00
Others (e.g. TEF, BTr, Docs Stamp, etc.)	0.00	0.00	0.00
Add/Less Adjustments (e.g. cancelled/staled checks)	0.00	0.00	0.00
Balance of Disbursement Authorities as at date	154,064.16	(154,064.16)	0.00
Total Disbursements Program	145,121,030.47	17,721,316.91	162,842,347.38
Less: *Actual Disbursements	144,960,320.64	16,198,041.13	161,158,361.77
(Over)/Under spending	160,709.83	1,523,275.78	1,683,985.61

Notes: * The use of NTA is discouraged

Notes: ** Amounts should tally with the grand total disbursement (column 27).

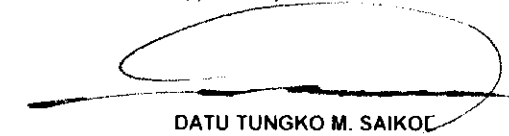
Certified Correct:



IZEL D. IBARDOLAZA, CPA
 Head, Accounting Unit - Office of the Director
 Date: 10/4/2021

Recommending Approval:


AMELITA D. ORTIZ
 Assistant Director
 Date:

Approved By:


DATU TUNGKO M. SAIKOL
 Director
 Date:



MONTHLY REPORT OF DISBURSEMENTS
For the month of October 2021

Department Department of Environment and Natural Resources (DENR)
 Agency/Entity Office of the Secretary
 Operating Unit Biodiversity Management Bureau (BMB)
 Organization Code 10 001 0200003
 (UACS)
 Fund Cluster 01 Regular Agency Fund

Particulars	Current Year Budget					Prior Year's Budget											SUB-TOTAL	Trust Liabilities				Grand Total					Remarks		
	PS	MOOE	FinEx	CO	TOTAL	Prior Year's Accounts Payable					Current Year's Accounts Payable					TOTAL		PS	MOOE	CO	TOTAL	PS	MOOE	FinEx	CO	TOTAL			
						PS	MOOE	FinEx	CO	Sub-Total	PS	MOOE	FinEx	CO	Sub-Total														
						7	8	9	10	11=(7+8+9+10)	12	13	14	15	16=(12+13+14+15)													17=(11+16)	18=(6+17)
1	2	3	4	5	6=(2+3+4+5)	7	8	9	10	11=(7+8+9+10)	12	13	14	15	16=(12+13+14+15)	17=(11+16)	18=(6+17)	19	20	21	22=(19+20+21)	23	24	25	26	27=(23+24+25+26)	28		
CASH DISBURSEMENTS	5,231,101.82	10,828,467.52	0.00	305,309.05	16,364,878.39	0.00	0.00	0.00	0.00	0.00	0.00	0.00	0.00	0.00	0.00	0.00	16,364,878.39	0.00	0.00	0.00	0.00	5,231,101.82	10,828,467.52	0.00	305,309.05	16,364,878.39			
Notice of Cash Allocation (NCA)	5,231,101.82	10,828,467.52	0.00	305,309.05	16,364,878.39	0.00	0.00	0.00	0.00	0.00	0.00	0.00	0.00	0.00	0.00	0.00	16,364,878.39	0.00	0.00	0.00	0.00	5,231,101.82	10,828,467.52	0.00	305,309.05	16,364,878.39			
MDS Checks Issued	217,769.23	1,073,798.74	0.00	0.00	1,291,567.97	0.00	0.00	0.00	0.00	0.00	0.00	0.00	0.00	0.00	0.00	0.00	1,291,567.97	0.00	0.00	0.00	0.00	217,769.23	1,073,798.74	0.00	0.00	1,291,567.97			
Advice to Debit Account	5,013,332.59	9,754,668.78	0.00	305,309.05	15,073,310.42	0.00	0.00	0.00	0.00	0.00	0.00	0.00	0.00	0.00	0.00	0.00	15,073,310.42	0.00	0.00	0.00	0.00	5,013,332.59	9,754,668.78	0.00	305,309.05	15,073,310.42			
Notice of Transfer Allocations (NTA)	0.00	0.00	0.00	0.00	0.00	0.00	0.00	0.00	0.00	0.00	0.00	0.00	0.00	0.00	0.00	0.00	0.00	0.00	0.00	0.00	0.00	0.00	0.00	0.00	0.00	0.00	0.00		
MDS Checks Issued	0.00	0.00	0.00	0.00	0.00	0.00	0.00	0.00	0.00	0.00	0.00	0.00	0.00	0.00	0.00	0.00	0.00	0.00	0.00	0.00	0.00	0.00	0.00	0.00	0.00	0.00	0.00	0.00	
Advice to Debit Account	0.00	0.00	0.00	0.00	0.00	0.00	0.00	0.00	0.00	0.00	0.00	0.00	0.00	0.00	0.00	0.00	0.00	0.00	0.00	0.00	0.00	0.00	0.00	0.00	0.00	0.00	0.00	0.00	
Working Fund for FAPs	0.00	0.00	0.00	0.00	0.00	0.00	0.00	0.00	0.00	0.00	0.00	0.00	0.00	0.00	0.00	0.00	0.00	0.00	0.00	0.00	0.00	0.00	0.00	0.00	0.00	0.00	0.00	0.00	
Cash Disbursement Ceiling (CDC)	0.00	0.00	0.00	0.00	0.00	0.00	0.00	0.00	0.00	0.00	0.00	0.00	0.00	0.00	0.00	0.00	0.00	0.00	0.00	0.00	0.00	0.00	0.00	0.00	0.00	0.00	0.00	0.00	
TOTAL CASH DISBURSEMENTS	5,231,101.82	10,828,467.52	0.00	305,309.05	16,364,878.39	0.00	0.00	0.00	0.00	0.00	0.00	0.00	0.00	0.00	0.00	0.00	16,364,878.39	0.00	0.00	0.00	0.00	5,231,101.82	10,828,467.52	0.00	305,309.05	16,364,878.39			
NON-CASH DISBURSEMENTS	326,221.10	641,558.70	0.00	0.00	967,779.80	0.00	0.00	0.00	0.00	0.00	0.00	0.00	0.00	0.00	0.00	0.00	967,779.80	0.00	0.00	0.00	0.00	326,221.10	641,558.70	0.00	0.00	967,779.80			
Tax Remittance Advices Issued (TRA)	326,221.10	641,558.70	0.00	0.00	967,779.80	0.00	0.00	0.00	0.00	0.00	0.00	0.00	0.00	0.00	0.00	0.00	967,779.80	0.00	0.00	0.00	0.00	326,221.10	641,558.70	0.00	0.00	967,779.80			
Non-Cash Availment Authority (NCAA)	0.00	0.00	0.00	0.00	0.00	0.00	0.00	0.00	0.00	0.00	0.00	0.00	0.00	0.00	0.00	0.00	0.00	0.00	0.00	0.00	0.00	0.00	0.00	0.00	0.00	0.00	0.00	0.00	
Disbursements effected through outright deductions from claims (please specify...)	0.00	0.00	0.00	0.00	0.00	0.00	0.00	0.00	0.00	0.00	0.00	0.00	0.00	0.00	0.00	0.00	0.00	0.00	0.00	0.00	0.00	0.00	0.00	0.00	0.00	0.00	0.00	0.00	
Overpayment of expenses(e.g. personnel benefits)	0.00	0.00	0.00	0.00	0.00	0.00	0.00	0.00	0.00	0.00	0.00	0.00	0.00	0.00	0.00	0.00	0.00	0.00	0.00	0.00	0.00	0.00	0.00	0.00	0.00	0.00	0.00	0.00	
Restitution for loss of government property	0.00	0.00	0.00	0.00	0.00	0.00	0.00	0.00	0.00	0.00	0.00	0.00	0.00	0.00	0.00	0.00	0.00	0.00	0.00	0.00	0.00	0.00	0.00	0.00	0.00	0.00	0.00	0.00	
Liquidated damages and similar claims	0.00	0.00	0.00	0.00	0.00	0.00	0.00	0.00	0.00	0.00	0.00	0.00	0.00	0.00	0.00	0.00	0.00	0.00	0.00	0.00	0.00	0.00	0.00	0.00	0.00	0.00	0.00	0.00	
Others(TEF, BTr-Documentary Stamp Tax, etc.)	0.00	0.00	0.00	0.00	0.00	0.00	0.00	0.00	0.00	0.00	0.00	0.00	0.00	0.00	0.00	0.00	0.00	0.00	0.00	0.00	0.00	0.00	0.00	0.00	0.00	0.00	0.00	0.00	
TOTAL NON-CASH DISBURSEMENTS	326,221.10	641,558.70	0.00	0.00	967,779.80	0.00	0.00	0.00	0.00	0.00	0.00	0.00	0.00	0.00	0.00	0.00	967,779.80	0.00	0.00	0.00	0.00	326,221.10	641,558.70	0.00	0.00	967,779.80			
GRAND TOTAL	5,557,322.92	11,470,026.22	0.00	305,309.05	17,332,658.19	0.00	0.00	0.00	0.00	0.00	0.00	0.00	0.00	0.00	0.00	0.00	17,332,658.19	0.00	0.00	0.00	0.00	5,557,322.92	11,470,026.22	0.00	305,309.05	17,332,658.19			

SUMMARY

Particulars	Previous Report	This Month	As at Date
(1)	(2)	(3)	(4)
Total Disbursement Authorities Received	173,065,733.38	26,326,848.80	199,392,582.18
NCA	159,242,000.00	25,221,000.00	184,463,000.00
NTA	5,554,804.00	138,069.00	5,692,873.00
Working Fund	0.00	0.00	0.00
TRA	8,268,929.38	967,779.80	9,236,709.18
CDC	0.00	0.00	0.00
NCAA	0.00	0.00	0.00
Less: Notice of Transfer of Allocations (NTA)* issued	10,223,386.00	5,999,788.09	16,223,172.09
Total Disbursement Authorities Available	162,842,347.38	20,327,062.71	183,169,410.09
Less:	0.00	0.00	0.00
Lapsed NCA	1,683,985.61	0.00	1,683,985.61
Disbursements	161,158,361.77	17,332,658.19	178,491,019.96
Less: Other Non-Cash Disbursements	0.00	0.00	0.00
Disbursements effected through outright deductions from claims	0.00	0.00	0.00
Overpayment of expenses(e.g. personnel benefits)	0.00	0.00	0.00
Restitution for loss of government property	0.00	0.00	0.00
Liquidated damages and similar claims	0.00	0.00	0.00
Others (e.g. TEF, BTr, Docs Stamp, etc.)	0.00	0.00	0.00
Add/Less: Adjustments (e.g. cancelled/staled checks)	0.00	0.00	0.00
Balance of Disbursement Authorities as at date	0.00	2,994,404.52	2,994,404.52
Total Disbursements Program	162,842,347.38	20,327,062.71	183,169,410.09
Less: *Actual Disbursements	161,158,361.77	17,332,658.19	178,491,019.96
(Over)/Under spending	1,683,985.61	2,994,404.52	4,678,390.13

Notes: * The use of NTA is discouraged

Notes: ** Amounts should tally with the grand total disbursement (column 27).

Certified Correct:

IZEL D. IBARDOLAZA, CPA

Head, Accounting Unit - Office of the Director

Date:

Recommending Approval:

Amelita D. Ortiz
AMELITA D. ORTIZ

Assistant Director


Date:

Approved By:

DATU TUNGKO M. SAIKOL

Director

Date:



MONTHLY REPORT OF DISBURSEMENTS
For the month of November 2021

Department Department of Environment and Natural Resources (DENR)
 Agency/Entity Office of the Secretary
 Operating Unit Biodiversity Management Bureau (BMB)
 Organization Code 10 001 0200003 (UACS)
 Fund Cluster 01 Regular Agency Fund

Particulars	Current Year Budget					Prior Year's Budget											SUB-TOTAL	Trust Liabilities				Grand Total					Remarks
	PS	MOOE	FinEx	CO	TOTAL	Prior Year's Accounts Payable					Current Year's Accounts Payable					TOTAL		PS	MOOE	CO	TOTAL	PS	MOOE	FinEx	CO	TOTAL	
						PS	MOOE	FinEx	CO	Sub-Total	PS	MOOE	FinEx	CO	Sub-Total												
1	2	3	4	5	6=(2+3+4+5)	7	8	9	10	11=(7+8+9+10)	12	13	14	15	16=(12+13+14+15)	17=(11+16)	18=(6+17)	19	20	21	22=(19+20+21)	23	24	25	26	27=(23+24+25+26)	28
CASH DISBURSEMENTS	11,197,451.82	10,340,897.82	0.00	1,074,436.79	22,612,786.43	0.00	0.00	0.00	0.00	0.00	0.00	0.00	0.00	0.00	0.00	0.00	22,612,786.43	0.00	0.00	0.00	0.00	11,197,451.82	10,340,897.82	0.00	1,074,436.79	22,612,786.43	
Notice of Cash Allocation (NCA)	11,197,451.82	10,340,897.82	0.00	1,074,436.79	22,612,786.43	0.00	0.00	0.00	0.00	0.00	0.00	0.00	0.00	0.00	0.00	0.00	22,612,786.43	0.00	0.00	0.00	0.00	11,197,451.82	10,340,897.82	0.00	1,074,436.79	22,612,786.43	
MDS Checks Issued	48,112.36	930,233.94	0.00	0.00	978,346.30	0.00	0.00	0.00	0.00	0.00	0.00	0.00	0.00	0.00	0.00	0.00	978,346.30	0.00	0.00	0.00	0.00	48,112.36	930,233.94	0.00	0.00	978,346.30	
Advice to Debit Account	11,149,339.46	9,410,663.88	0.00	1,074,436.79	21,634,440.13	0.00	0.00	0.00	0.00	0.00	0.00	0.00	0.00	0.00	0.00	0.00	21,634,440.13	0.00	0.00	0.00	0.00	11,149,339.46	9,410,663.88	0.00	1,074,436.79	21,634,440.13	
Notice of Transfer Allocations (NTA)	0.00	0.00	0.00	0.00	0.00	0.00	0.00	0.00	0.00	0.00	0.00	0.00	0.00	0.00	0.00	0.00	0.00	0.00	0.00	0.00	0.00	0.00	0.00	0.00	0.00	0.00	
MDS Checks Issued	0.00	0.00	0.00	0.00	0.00	0.00	0.00	0.00	0.00	0.00	0.00	0.00	0.00	0.00	0.00	0.00	0.00	0.00	0.00	0.00	0.00	0.00	0.00	0.00	0.00	0.00	
Advice to Debit Account	0.00	0.00	0.00	0.00	0.00	0.00	0.00	0.00	0.00	0.00	0.00	0.00	0.00	0.00	0.00	0.00	0.00	0.00	0.00	0.00	0.00	0.00	0.00	0.00	0.00	0.00	
Working Fund for FAPs	0.00	0.00	0.00	0.00	0.00	0.00	0.00	0.00	0.00	0.00	0.00	0.00	0.00	0.00	0.00	0.00	0.00	0.00	0.00	0.00	0.00	0.00	0.00	0.00	0.00	0.00	
Cash Disbursement Ceiling (CDC)	0.00	0.00	0.00	0.00	0.00	0.00	0.00	0.00	0.00	0.00	0.00	0.00	0.00	0.00	0.00	0.00	0.00	0.00	0.00	0.00	0.00	0.00	0.00	0.00	0.00	0.00	
TOTAL CASH DISBURSEMENTS	11,197,451.82	10,340,897.82	0.00	1,074,436.79	22,612,786.43	0.00	0.00	0.00	0.00	0.00	0.00	0.00	0.00	0.00	0.00	0.00	22,612,786.43	0.00	0.00	0.00	0.00	11,197,451.82	10,340,897.82	0.00	1,074,436.79	22,612,786.43	
NON-CASH DISBURSEMENTS	326,221.10	398,397.39	0.00	0.00	724,618.49	0.00	0.00	0.00	0.00	0.00	0.00	0.00	0.00	0.00	0.00	0.00	724,618.49	0.00	0.00	0.00	0.00	326,221.10	398,397.39	0.00	0.00	724,618.49	
Tax Remittance Advices Issued (TRA)	326,221.10	398,397.39	0.00	0.00	724,618.49	0.00	0.00	0.00	0.00	0.00	0.00	0.00	0.00	0.00	0.00	0.00	724,618.49	0.00	0.00	0.00	0.00	326,221.10	398,397.39	0.00	0.00	724,618.49	
Non-Cash Availment Authority (NCAA)	0.00	0.00	0.00	0.00	0.00	0.00	0.00	0.00	0.00	0.00	0.00	0.00	0.00	0.00	0.00	0.00	0.00	0.00	0.00	0.00	0.00	0.00	0.00	0.00	0.00	0.00	
Disbursements effected through outright deductions from claims (please specify...)	0.00	0.00	0.00	0.00	0.00	0.00	0.00	0.00	0.00	0.00	0.00	0.00	0.00	0.00	0.00	0.00	0.00	0.00	0.00	0.00	0.00	0.00	0.00	0.00	0.00	0.00	
Overpayment of expenses(e.g. personnel benefits)	0.00	0.00	0.00	0.00	0.00	0.00	0.00	0.00	0.00	0.00	0.00	0.00	0.00	0.00	0.00	0.00	0.00	0.00	0.00	0.00	0.00	0.00	0.00	0.00	0.00	0.00	
Restitution for loss of government property	0.00	0.00	0.00	0.00	0.00	0.00	0.00	0.00	0.00	0.00	0.00	0.00	0.00	0.00	0.00	0.00	0.00	0.00	0.00	0.00	0.00	0.00	0.00	0.00	0.00	0.00	
Liquidated damages and similar claims	0.00	0.00	0.00	0.00	0.00	0.00	0.00	0.00	0.00	0.00	0.00	0.00	0.00	0.00	0.00	0.00	0.00	0.00	0.00	0.00	0.00	0.00	0.00	0.00	0.00	0.00	
Others(TEF, BTr-Documentary Stamp Tax, etc.)	0.00	0.00	0.00	0.00	0.00	0.00	0.00	0.00	0.00	0.00	0.00	0.00	0.00	0.00	0.00	0.00	0.00	0.00	0.00	0.00	0.00	0.00	0.00	0.00	0.00	0.00	
TOTAL NON-CASH DISBURSEMENTS	326,221.10	398,397.39	0.00	0.00	724,618.49	0.00	0.00	0.00	0.00	0.00	0.00	0.00	0.00	0.00	0.00	0.00	724,618.49	0.00	0.00	0.00	0.00	326,221.10	398,397.39	0.00	0.00	724,618.49	
GRAND TOTAL	11,523,672.92	10,739,295.21	0.00	1,074,436.79	23,337,404.92	0.00	0.00	0.00	0.00	0.00	0.00	0.00	0.00	0.00	0.00	0.00	23,337,404.92	0.00	0.00	0.00	0.00	11,523,672.92	10,739,295.21	0.00	1,074,436.79	23,337,404.92	

SUMMARY

Particulars (1)	Previous Report (2)	This Month (3)	As at Date (4)
Total Disbursement Authorities Received	199,392,582.18	31,062,091.49	230,454,673.67
NCA	184,463,000.00	30,256,000.00	214,719,000.00
NTA	5,692,873.00	81,473.00	5,774,346.00
Working Fund	0.00	0.00	0.00
TRA	9,236,709.18	724,618.49	9,961,327.67
CDC	0.00	0.00	0.00
NCAA	0.00	0.00	0.00
Less: Notice of Transfer of Allocations (NTA)* issued	16,223,172.09	2,977,008.00	19,200,180.09
Total Disbursement Authorities Available	183,169,410.09	28,085,083.49	211,254,493.58
Less:	0.00	0.00	0.00
Lapsed NCA	1,683,985.61	0.00	1,683,985.61
Disbursements	178,491,019.96	23,337,404.92	201,828,424.88
Less: Other Non-Cash Disbursements	0.00	0.00	0.00
Disbursements effected through outright deductions from claims	0.00	0.00	0.00
Overpayment of expenses (e.g. personnel benefits)	0.00	0.00	-0.00
Restitution for loss of government property	0.00	0.00	0.00
Liquidated damages and similar claims	0.00	0.00	0.00
Others (e.g. TEF, BTr, Docs Stamp, etc.)	0.00	0.00	0.00
Add/Less: Adjustments (e.g. cancelled/staled checks)	0.00	0.00	0.00
Balance of Disbursement Authorities as at date	2,994,404.52	4,747,678.57	7,742,083.09
Total Disbursements Program	183,169,410.09	28,085,083.49	211,254,493.58
Less: *Actual Disbursements	178,491,019.96	23,337,404.92	201,828,424.88
(Over)/Under spending	4,678,390.13	4,747,678.57	9,426,068.70

Notes: * The use of NTA is discouraged

Notes: ** Amounts should tally with the grand total disbursement (column 27).

Certified Correct:

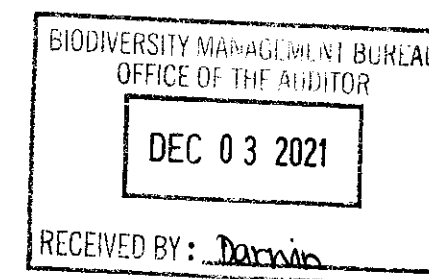
IZEL D. IBARDOLAZA, CPA
Head, Accounting Unit - Office of the Director
Date:

Recommending Approval:

[Signature]
AMELITA D.J. ORTIZ
Assistant Director
Date:

Approved By:

[Signature]
DATU BUNGO MESAOROL
Director
Date:



MONTHLY REPORT OF DISBURSEMENTS
For the month of December 2021

Department: Department of Environment and Natural Resources (DENR)
 Agency/Entity: Office of the Secretary
 Operating Unit: Biodiversity Management Bureau (BMB)
 Organization Code (UACS): 10 001 020003
 Fund Cluster: 01 Regular Agency Fund

Particulars	Current Year Budget					Prior Year's Budget											SUB-TOTAL	Trust Liabilities				Grand Total					Remarks		
	PS	MOOE	FinEx	CO	TOTAL	Prior Year's Accounts Payable					Current Year's Accounts Payable					TOTAL		PS	MOOE	CO	TOTAL	PS	MOOE	FinEx	CO	TOTAL			
						PS	MOOE	FinEx	CO	Sub-Total	PS	MOOE	FinEx	CO	Sub-Total														
1	2	3	4	5	6=(2+3+4+5)	7	8	9	10	11=(7+8+9+10)	12	13	14	15	16=(12+13+14+15)	17=(11+16)	18=(6+17)	19	20	21	22=(19+20+21)	23	24	25	26	27=(23+24+25+26)	28		
CASH DISBURSEMENTS	11,022,374.30	24,325,120.67	0.00	1,946,323.35	37,293,818.32	0.00	0.00	0.00	0.00	0.00	0.00	0.00	0.00	0.00	0.00	0.00	37,293,818.32	0.00	0.00	0.00	0.00	11,022,374.30	24,325,120.67	0.00	1,946,323.35	37,293,818.32			
Notice of Cash Allocation (NCA)	11,022,374.30	24,325,120.67	0.00	1,946,323.35	37,293,818.32	0.00	0.00	0.00	0.00	0.00	0.00	0.00	0.00	0.00	0.00	0.00	37,293,818.32	0.00	0.00	0.00	0.00	11,022,374.30	24,325,120.67	0.00	1,946,323.35	37,293,818.32			
MDS Checks Issued	214,903.57	1,816,792.25	0.00	479,436.96	2,511,132.78	0.00	0.00	0.00	0.00	0.00	0.00	0.00	0.00	0.00	0.00	0.00	2,511,132.78	0.00	0.00	0.00	0.00	214,903.57	1,816,792.25	0.00	479,436.96	2,511,132.78			
Advice to Debit Account	10,807,470.73	22,508,328.42	0.00	1,466,886.39	34,782,685.54	0.00	0.00	0.00	0.00	0.00	0.00	0.00	0.00	0.00	0.00	0.00	34,782,685.54	0.00	0.00	0.00	0.00	10,807,470.73	22,508,328.42	0.00	1,466,886.39	34,782,685.54			
Notice of Transfer Allocations (NTA)	0.00	0.00	0.00	0.00	0.00	0.00	0.00	0.00	0.00	0.00	0.00	0.00	0.00	0.00	0.00	0.00	0.00	0.00	0.00	0.00	0.00	0.00	0.00	0.00	0.00	0.00	0.00		
MDS Checks Issued	0.00	0.00	0.00	0.00	0.00	0.00	0.00	0.00	0.00	0.00	0.00	0.00	0.00	0.00	0.00	0.00	0.00	0.00	0.00	0.00	0.00	0.00	0.00	0.00	0.00	0.00	0.00	0.00	
Advice to Debit Account	0.00	0.00	0.00	0.00	0.00	0.00	0.00	0.00	0.00	0.00	0.00	0.00	0.00	0.00	0.00	0.00	0.00	0.00	0.00	0.00	0.00	0.00	0.00	0.00	0.00	0.00	0.00	0.00	
Working Fund for FAPs	0.00	0.00	0.00	0.00	0.00	0.00	0.00	0.00	0.00	0.00	0.00	0.00	0.00	0.00	0.00	0.00	0.00	0.00	0.00	0.00	0.00	0.00	0.00	0.00	0.00	0.00	0.00	0.00	
Cash Disbursement Ceiling (CDC)	0.00	0.00	0.00	0.00	0.00	0.00	0.00	0.00	0.00	0.00	0.00	0.00	0.00	0.00	0.00	0.00	0.00	0.00	0.00	0.00	0.00	0.00	0.00	0.00	0.00	0.00	0.00	0.00	
TOTAL CASH DISBURSEMENTS	11,022,374.30	24,325,120.67	0.00	1,946,323.35	37,293,818.32	0.00	0.00	0.00	0.00	0.00	0.00	0.00	0.00	0.00	0.00	0.00	37,293,818.32	0.00	0.00	0.00	0.00	11,022,374.30	24,325,120.67	0.00	1,946,323.35	37,293,818.32			
NON-CASH DISBURSEMENTS	377,629.72	232,666.31	0.00	0.00	610,296.03	0.00	0.00	0.00	0.00	0.00	0.00	0.00	0.00	0.00	0.00	0.00	610,296.03	0.00	0.00	0.00	0.00	377,629.72	232,666.31	0.00	0.00	610,296.03			
Tax Remittance Advices Issued (TRA)	377,629.72	232,666.31	0.00	0.00	610,296.03	0.00	0.00	0.00	0.00	0.00	0.00	0.00	0.00	0.00	0.00	0.00	610,296.03	0.00	0.00	0.00	0.00	377,629.72	232,666.31	0.00	0.00	610,296.03			
Non-Cash Availment Authority (NCAA)	0.00	0.00	0.00	0.00	0.00	0.00	0.00	0.00	0.00	0.00	0.00	0.00	0.00	0.00	0.00	0.00	0.00	0.00	0.00	0.00	0.00	0.00	0.00	0.00	0.00	0.00	0.00		
Disbursements effected through outright deductions from claims (please specify...)	0.00	0.00	0.00	0.00	0.00	0.00	0.00	0.00	0.00	0.00	0.00	0.00	0.00	0.00	0.00	0.00	0.00	0.00	0.00	0.00	0.00	0.00	0.00	0.00	0.00	0.00	0.00	0.00	
Overpayment of expenses (e.g. personnel benefits)	0.00	0.00	0.00	0.00	0.00	0.00	0.00	0.00	0.00	0.00	0.00	0.00	0.00	0.00	0.00	0.00	0.00	0.00	0.00	0.00	0.00	0.00	0.00	0.00	0.00	0.00	0.00	0.00	
Restitution for loss of government property	0.00	0.00	0.00	0.00	0.00	0.00	0.00	0.00	0.00	0.00	0.00	0.00	0.00	0.00	0.00	0.00	0.00	0.00	0.00	0.00	0.00	0.00	0.00	0.00	0.00	0.00	0.00	0.00	
Liquidated damages and similar claims	0.00	0.00	0.00	0.00	0.00	0.00	0.00	0.00	0.00	0.00	0.00	0.00	0.00	0.00	0.00	0.00	0.00	0.00	0.00	0.00	0.00	0.00	0.00	0.00	0.00	0.00	0.00	0.00	
Others (TEF, BTR-Documentary Stamp Tax, etc.)	0.00	0.00	0.00	0.00	0.00	0.00	0.00	0.00	0.00	0.00	0.00	0.00	0.00	0.00	0.00	0.00	0.00	0.00	0.00	0.00	0.00	0.00	0.00	0.00	0.00	0.00	0.00	0.00	
TOTAL NON-CASH DISBURSEMENTS	377,629.72	232,666.31	0.00	0.00	610,296.03	0.00	0.00	0.00	0.00	0.00	0.00	0.00	0.00	0.00	0.00	0.00	610,296.03	0.00	0.00	0.00	0.00	377,629.72	232,666.31	0.00	0.00	610,296.03			
GRAND TOTAL	11,400,004.02	24,557,786.98	0.00	1,946,323.35	37,904,114.35	0.00	0.00	0.00	0.00	0.00	0.00	0.00	0.00	0.00	0.00	0.00	37,904,114.35	0.00	0.00	0.00	0.00	11,400,004.02	24,557,786.98	0.00	1,946,323.35	37,904,114.35			

SUMMARY

Particulars	Previous Report	This Month	As at Date
(1)	(2)	(3)	(4)
Total Disbursement Authorities Received	230,454,673.67	35,856,096.03	266,310,769.70
NCA	214,719,000.00	25,917,000.00	240,636,000.00
NTA	5,774,346.00	9,328,800.00	15,103,146.00
Working Fund	0.00	0.00	0.00
TRA	9,961,327.67	610,296.03	10,571,623.70
CDC	0.00	0.00	0.00
NCAA	0.00	0.00	0.00
Less: Notice of Transfer of Allocations (NTA)* issued	19,200,180.09	4,617,000.00	23,817,180.09
Total Disbursement Authorities Available	211,254,493.58	31,239,096.03	242,493,589.61
Less:	0.00	0.00	0.00
Lapsed NCA	1,683,985.61	1,077,064.77	2,761,050.38
Disbursements	201,828,424.88	37,904,114.35	239,732,539.23
Less: Other Non-Cash Disbursements	0.00	0.00	0.00
Disbursements effected through outright deductions from claims	0.00	0.00	0.00
Overpayment of expenses(e.g. personnel benefits)	0.00	0.00	0.00
Restitution for loss of government property	0.00	0.00	0.00
Liquidated damages and similar claims	0.00	0.00	0.00
Others (e.g. TEF, BTr, Docs Stamp, etc.)	0.00	0.00	0.00
Add/Less: Adjustments (e.g. cancelled/staled checks)	0.00	0.00	0.00
Balance of Disbursement Authorities as at date	7,742,083.09	(7,742,083.09)	0.00
Total Disbursements Program	211,254,493.58	31,239,096.03	242,493,589.61
Less: *Actual Disbursements	201,828,424.88	37,904,114.35	239,732,539.23
(Over)/Under spending	9,426,068.70	(6,665,018.32)	2,761,050.38

Notes: * The use of NTA is discouraged

Notes: ** Amounts should tally with the grand total disbursement (column 27).

Certified Correct:


IZEL D. IBAROLA, CPA
 Head, Accounting Unit - Office of the Director

Date:

Recommending Approval:


AMELITA D. ORTIZ
 Assistant Director

Date:

Approved:


DATU TUNGKO M. SAIKOL
 Director

Date:

