



**SUMMARY**

Particulars (1)	Previous Report (2)	This Month (3)	As at Date (4)
Total Disbursement Authorities Received	0.00	0.00	0.00
NCA	0.00	0.00	0.00
NTA	0.00	0.00	0.00
Working Fund	0.00	0.00	0.00
TRA	0.00	0.00	0.00
CDC	0.00	0.00	0.00
NCAA	0.00	0.00	0.00
Less: Notice of Transfer of Allocations (NTA)* issued	0.00	0.00	0.00
Total Disbursement Authorities Available	0.00	0.00	0.00
Less:	0.00	0.00	0.00
Lapsed NCA	0.00	0.00	0.00
Disbursements	0.00	0.00	0.00
Less: Other Non-Cash Disbursements	0.00	0.00	0.00
Disbursements effected through outright deductions from claims	0.00	0.00	0.00
Overpayment of expenses(e.g. personnel benefits)	0.00	0.00	0.00
Restitution for loss of government property	0.00	0.00	0.00
Liquidated damages and similar claims	0.00	0.00	0.00
Others (e.g. TEF, BTr, Docs Stamp, etc.)	0.00	0.00	0.00
Add/Less: Adjustments (e.g. cancelled/staled checks)	0.00	0.00	0.00
Balance of Disbursement Authorities as at date	0.00	0.00	0.00
Total Disbursements Program	0.00	0.00	0.00
Less: *Actual Disbursements	0.00	0.00	0.00
(Over)/Under spending	0.00	0.00	0.00

Notes: \* The use of NTA is discouraged

Notes: \*\* Amounts should tally with the grand total disbursement (column 27).

Certified Correct:

IZEL D. IBARDOLAZA, CPA

Head, Accounting Unit  
Office of the Director  
Date:

Recommending Approval:

AMELITA D. ORTIZ

Assistant Director  
Date:

Approved:

NATIVIDAD Y. BERNARDINO

OIC Director  
Date:

MONTHLY REPORT OF DISBURSEMENTS  
For the month of February 2022

Department  
Agency/Entity  
Operating Unit  
Organization Code (UACS)  
Fund Cluster

Department of Environment and Natural Resources (DENR)  
Office of the Secretary  
Biodiversity Management Bureau (BMB)  
10 001 020003  
03 Special Account - Locally Funded/Domestic Grants Fund

Particulars	Current Year Budget					Prior Year's Budget											SUB-TOTAL	Trust Liabilities				Grand Total					Remarks											
	PS	MOOE	FinEx	CO	TOTAL	Prior Year's Accounts Payable					Current Year's Accounts Payable					TOTAL		PS	MOOE	CO	TOTAL	PS	MOOE	FinEx	CO	TOTAL												
						7	8	9	10	11	12	13	14	15	16													17	18	19	20	21	22	23	24	25	26	27
						PS MOOE FinEx CO Sub-Total					PS MOOE FinEx CO Sub-Total																	18=(6+17)	PS MOOE FinEx CO TOTAL									
2	3	4	5	6=(2+3+4+5)	7	8	9	10	11=(7+8+9+10)	12	13	14	15	16=(12+13+14+15)	17=(11+16)	18=(6+17)	19	20	21	22=(19+20+21)	23	24	25	26	27=(23+24+25+26)	28												
CASH DISBURSEMENTS	0.00	0.00	0.00	0.00	0.00	0.00	0.00	0.00	0.00	0.00	0.00	0.00	0.00	0.00	0.00	0.00	0.00	0.00	0.00	0.00	0.00	0.00	0.00	0.00	0.00	0.00	0.00	0.00										
Notice of Cash Allocation (NCA)	0.00	0.00	0.00	0.00	0.00	0.00	0.00	0.00	0.00	0.00	0.00	0.00	0.00	0.00	0.00	0.00	0.00	0.00	0.00	0.00	0.00	0.00	0.00	0.00	0.00	0.00	0.00	0.00										
MDS Checks Issued	0.00	0.00	0.00	0.00	0.00	0.00	0.00	0.00	0.00	0.00	0.00	0.00	0.00	0.00	0.00	0.00	0.00	0.00	0.00	0.00	0.00	0.00	0.00	0.00	0.00	0.00	0.00	0.00										
Advice to Debit Account	0.00	0.00	0.00	0.00	0.00	0.00	0.00	0.00	0.00	0.00	0.00	0.00	0.00	0.00	0.00	0.00	0.00	0.00	0.00	0.00	0.00	0.00	0.00	0.00	0.00	0.00	0.00	0.00										
Notice of Transfer Allocations (NTA)	0.00	0.00	0.00	0.00	0.00	0.00	0.00	0.00	0.00	0.00	0.00	0.00	0.00	0.00	0.00	0.00	0.00	0.00	0.00	0.00	0.00	0.00	0.00	0.00	0.00	0.00	0.00	0.00										
MDS Checks Issued	0.00	0.00	0.00	0.00	0.00	0.00	0.00	0.00	0.00	0.00	0.00	0.00	0.00	0.00	0.00	0.00	0.00	0.00	0.00	0.00	0.00	0.00	0.00	0.00	0.00	0.00	0.00	0.00										
Advice to Debit Account	0.00	0.00	0.00	0.00	0.00	0.00	0.00	0.00	0.00	0.00	0.00	0.00	0.00	0.00	0.00	0.00	0.00	0.00	0.00	0.00	0.00	0.00	0.00	0.00	0.00	0.00	0.00	0.00										
Working Fund for FAPs	0.00	0.00	0.00	0.00	0.00	0.00	0.00	0.00	0.00	0.00	0.00	0.00	0.00	0.00	0.00	0.00	0.00	0.00	0.00	0.00	0.00	0.00	0.00	0.00	0.00	0.00	0.00	0.00										
Cash Disbursement Ceiling (CDC)	0.00	0.00	0.00	0.00	0.00	0.00	0.00	0.00	0.00	0.00	0.00	0.00	0.00	0.00	0.00	0.00	0.00	0.00	0.00	0.00	0.00	0.00	0.00	0.00	0.00	0.00	0.00	0.00										
<b>TOTAL CASH DISBURSEMENTS</b>	0.00	0.00	0.00	0.00	0.00	0.00	0.00	0.00	0.00	0.00	0.00	0.00	0.00	0.00	0.00	0.00	0.00	0.00	0.00	0.00	0.00	0.00	0.00	0.00	0.00	0.00	0.00	0.00										
NON-CASH DISBURSEMENTS	0.00	86,481.72	0.00	0.00	86,481.72	0.00	0.00	0.00	0.00	0.00	0.00	0.00	0.00	0.00	0.00	0.00	86,481.72	0.00	0.00	0.00	0.00	0.00	86,481.72	0.00	0.00	86,481.72	0.00	86,481.72										
Tax Remittance Advices Issued (TRA)	0.00	86,481.72	0.00	0.00	86,481.72	0.00	0.00	0.00	0.00	0.00	0.00	0.00	0.00	0.00	0.00	0.00	86,481.72	0.00	0.00	0.00	0.00	0.00	86,481.72	0.00	0.00	86,481.72	0.00	86,481.72										
Non-Cash Availment Authority (NCAA)	0.00	0.00	0.00	0.00	0.00	0.00	0.00	0.00	0.00	0.00	0.00	0.00	0.00	0.00	0.00	0.00	0.00	0.00	0.00	0.00	0.00	0.00	0.00	0.00	0.00	0.00	0.00	0.00										
Disbursements effected through outright deductions from claims (please specify...)	0.00	0.00	0.00	0.00	0.00	0.00	0.00	0.00	0.00	0.00	0.00	0.00	0.00	0.00	0.00	0.00	0.00	0.00	0.00	0.00	0.00	0.00	0.00	0.00	0.00	0.00	0.00	0.00										
Overpayment of expenses(e.g. personnel benefits)	0.00	0.00	0.00	0.00	0.00	0.00	0.00	0.00	0.00	0.00	0.00	0.00	0.00	0.00	0.00	0.00	0.00	0.00	0.00	0.00	0.00	0.00	0.00	0.00	0.00	0.00	0.00	0.00										
Restitution for loss of government property	0.00	0.00	0.00	0.00	0.00	0.00	0.00	0.00	0.00	0.00	0.00	0.00	0.00	0.00	0.00	0.00	0.00	0.00	0.00	0.00	0.00	0.00	0.00	0.00	0.00	0.00	0.00	0.00										
Liquidated damages and similar claims	0.00	0.00	0.00	0.00	0.00	0.00	0.00	0.00	0.00	0.00	0.00	0.00	0.00	0.00	0.00	0.00	0.00	0.00	0.00	0.00	0.00	0.00	0.00	0.00	0.00	0.00	0.00	0.00										
Others(TEF, BTr- Documentary Stamp Tax, etc.)	0.00	0.00	0.00	0.00	0.00	0.00	0.00	0.00	0.00	0.00	0.00	0.00	0.00	0.00	0.00	0.00	0.00	0.00	0.00	0.00	0.00	0.00	0.00	0.00	0.00	0.00	0.00	0.00										
<b>TOTAL NON-CASH DISBURSEMENTS</b>	0.00	86,481.72	0.00	0.00	86,481.72	0.00	0.00	0.00	0.00	0.00	0.00	0.00	0.00	0.00	0.00	0.00	86,481.72	0.00	0.00	0.00	0.00	0.00	86,481.72	0.00	0.00	86,481.72	0.00	86,481.72										
<b>GRAND TOTAL</b>	<b>0.00</b>	<b>86,481.72</b>	<b>0.00</b>	<b>0.00</b>	<b>86,481.72</b>	<b>0.00</b>	<b>0.00</b>	<b>0.00</b>	<b>0.00</b>	<b>0.00</b>	<b>0.00</b>	<b>0.00</b>	<b>0.00</b>	<b>0.00</b>	<b>0.00</b>	<b>0.00</b>	<b>86,481.72</b>	<b>0.00</b>	<b>0.00</b>	<b>0.00</b>	<b>0.00</b>	<b>0.00</b>	<b>86,481.72</b>	<b>0.00</b>	<b>0.00</b>	<b>86,481.72</b>	<b>0.00</b>	<b>86,481.72</b>										

**SUMMARY**

Particulars (1)	Previous Report (2)	This Month (3)	As at Date (4)
Total Disbursement Authorities Received	0.00	86,481.72	86,481.72
NCA	0.00	0.00	0.00
NTA	0.00	0.00	0.00
Working Fund	0.00	0.00	0.00
TRA	0.00	86,481.72	86,481.72
CDC	0.00	0.00	0.00
NCAA	0.00	0.00	0.00
Less: Notice of Transfer of Allocations (NTA)* issued	0.00	0.00	0.00
Total Disbursement Authorities Available	0.00	86,481.72	86,481.72
Less:	0.00	0.00	0.00
Lapsed NCA	0.00	0.00	0.00
Disbursements	0.00	86,481.72	86,481.72
Less: Other Non-Cash Disbursements	0.00	0.00	0.00
Disbursements effected through outright deductions from claims	0.00	0.00	0.00
Overpayment of expenses(e.g. personnel benefits)	0.00	0.00	0.00
Restitution for loss of government property	0.00	0.00	0.00
Liquidated damages and similar claims	0.00	0.00	0.00
Others (e.g. TEF, BTr, Docs Stamp, etc.)	0.00	0.00	0.00
Add/Less: Adjustments (e.g. cancelled/staled checks)	0.00	0.00	0.00
Balance of Disbursement Authorities as at date	0.00	0.00	0.00
Total Disbursements Program	0.00	86,481.72	86,481.72
Less: *Actual Disbursements	0.00	86,481.72	86,481.72
(Over)/Under spending	0.00	0.00	0.00


Notes: \* The use of NTA is discouraged

Notes: \*\* Amounts should tally with the grand total disbursement (column 27).

Certified Correct:

*IZEL D. IBARDOLAZA*  
**IZEL D. IBARDOLAZA, CPA**  
 Head, Accounting Unit  
 Office of the Director

Date:



Approved:

*AMELITA D. ORTIZ*  
**AMELITA D. ORTIZ**  
 Assistant Director

Date:

**MONTHLY REPORT OF DISBURSEMENTS**  
For the month of March 2022

**FAR No. 4**

Department: Department of Environment and Natural Resources (DENR)  
 Agency/Entity: Office of the Secretary  
 Operating Unit: Biodiversity Management Bureau (BMB)  
 Organization Code (UACS): 10 001 0200003  
 Fund Cluster: 03 Special Account - Locally Funded/Domestic Grants Fund

Particulars	Current Year Budget					Prior Year's Budget											SUB-TOTAL	Trust Liabilities				Grand Total					Remarks					
	PS	MOOE	FinEx	CO	TOTAL	Prior Year's Accounts Payable					Current Year's Accounts Payable					TOTAL		PS	MOOE	CO	TOTAL	PS	MOOE	FinEx	CO	TOTAL						
						PS	MOOE	FinEx	CO	Sub-Total	PS	MOOE	FinEx	CO	Sub-Total																	
																												7	8	9	10	11=(7+8+9+10)
CASH DISBURSEMENTS	0.00	397,244.77	0.00	0.00	397,244.77	0.00	0.00	0.00	0.00	0.00	0.00	0.00	0.00	0.00	0.00	0.00	397,244.77	0.00	0.00	0.00	0.00	0.00	397,244.77	0.00	0.00	0.00	0.00	397,244.77	0.00	0.00	0.00	397,244.77
Notice of Cash Allocation (NCA)	0.00	397,244.77	0.00	0.00	397,244.77	0.00	0.00	0.00	0.00	0.00	0.00	0.00	0.00	0.00	0.00	0.00	397,244.77	0.00	0.00	0.00	0.00	0.00	397,244.77	0.00	0.00	0.00	0.00	397,244.77	0.00	0.00	0.00	397,244.77
MDS Checks Issued	0.00	0.00	0.00	0.00	0.00	0.00	0.00	0.00	0.00	0.00	0.00	0.00	0.00	0.00	0.00	0.00	0.00	0.00	0.00	0.00	0.00	0.00	0.00	0.00	0.00	0.00	0.00	0.00	0.00	0.00	0.00	0.00
Advice to Debit Account	0.00	397,244.77	0.00	0.00	397,244.77	0.00	0.00	0.00	0.00	0.00	0.00	0.00	0.00	0.00	0.00	0.00	397,244.77	0.00	0.00	0.00	0.00	0.00	397,244.77	0.00	0.00	0.00	0.00	397,244.77	0.00	0.00	0.00	397,244.77
Notice of Transfer Allocations (NTA)	0.00	0.00	0.00	0.00	0.00	0.00	0.00	0.00	0.00	0.00	0.00	0.00	0.00	0.00	0.00	0.00	0.00	0.00	0.00	0.00	0.00	0.00	0.00	0.00	0.00	0.00	0.00	0.00	0.00	0.00	0.00	0.00
MDS Checks Issued	0.00	0.00	0.00	0.00	0.00	0.00	0.00	0.00	0.00	0.00	0.00	0.00	0.00	0.00	0.00	0.00	0.00	0.00	0.00	0.00	0.00	0.00	0.00	0.00	0.00	0.00	0.00	0.00	0.00	0.00	0.00	0.00
Advice to Debit Account	0.00	0.00	0.00	0.00	0.00	0.00	0.00	0.00	0.00	0.00	0.00	0.00	0.00	0.00	0.00	0.00	0.00	0.00	0.00	0.00	0.00	0.00	0.00	0.00	0.00	0.00	0.00	0.00	0.00	0.00	0.00	0.00
Working Fund for FAPs	0.00	0.00	0.00	0.00	0.00	0.00	0.00	0.00	0.00	0.00	0.00	0.00	0.00	0.00	0.00	0.00	0.00	0.00	0.00	0.00	0.00	0.00	0.00	0.00	0.00	0.00	0.00	0.00	0.00	0.00	0.00	0.00
Cash Disbursement Ceiling (CDC)	0.00	0.00	0.00	0.00	0.00	0.00	0.00	0.00	0.00	0.00	0.00	0.00	0.00	0.00	0.00	0.00	0.00	0.00	0.00	0.00	0.00	0.00	0.00	0.00	0.00	0.00	0.00	0.00	0.00	0.00	0.00	0.00
<b>TOTAL CASH DISBURSEMENTS</b>	0.00	397,244.77	0.00	0.00	397,244.77	0.00	0.00	0.00	0.00	0.00	0.00	0.00	0.00	0.00	0.00	0.00	397,244.77	0.00	0.00	0.00	0.00	0.00	397,244.77	0.00	0.00	0.00	0.00	397,244.77	0.00	0.00	0.00	397,244.77
NON-CASH DISBURSEMENTS	0.00	26,506.23	0.00	0.00	26,506.23	0.00	0.00	0.00	0.00	0.00	0.00	0.00	0.00	0.00	0.00	0.00	26,506.23	0.00	0.00	0.00	0.00	0.00	26,506.23	0.00	0.00	0.00	0.00	26,506.23	0.00	0.00	0.00	26,506.23
Tax Remittance Advices Issued (TRA)	0.00	26,506.23	0.00	0.00	26,506.23	0.00	0.00	0.00	0.00	0.00	0.00	0.00	0.00	0.00	0.00	0.00	26,506.23	0.00	0.00	0.00	0.00	0.00	26,506.23	0.00	0.00	0.00	0.00	26,506.23	0.00	0.00	0.00	26,506.23
Non-Cash Availment Authority (NCAA)	0.00	0.00	0.00	0.00	0.00	0.00	0.00	0.00	0.00	0.00	0.00	0.00	0.00	0.00	0.00	0.00	0.00	0.00	0.00	0.00	0.00	0.00	0.00	0.00	0.00	0.00	0.00	0.00	0.00	0.00	0.00	0.00
Disbursements effected through outright deductions from claims (please specify...)	0.00	0.00	0.00	0.00	0.00	0.00	0.00	0.00	0.00	0.00	0.00	0.00	0.00	0.00	0.00	0.00	0.00	0.00	0.00	0.00	0.00	0.00	0.00	0.00	0.00	0.00	0.00	0.00	0.00	0.00	0.00	0.00
Overpayment of expenses (e.g. personnel benefits)	0.00	0.00	0.00	0.00	0.00	0.00	0.00	0.00	0.00	0.00	0.00	0.00	0.00	0.00	0.00	0.00	0.00	0.00	0.00	0.00	0.00	0.00	0.00	0.00	0.00	0.00	0.00	0.00	0.00	0.00	0.00	0.00
Restitution for loss of government property	0.00	0.00	0.00	0.00	0.00	0.00	0.00	0.00	0.00	0.00	0.00	0.00	0.00	0.00	0.00	0.00	0.00	0.00	0.00	0.00	0.00	0.00	0.00	0.00	0.00	0.00	0.00	0.00	0.00	0.00	0.00	0.00
Liquidated damages and similar claims	0.00	0.00	0.00	0.00	0.00	0.00	0.00	0.00	0.00	0.00	0.00	0.00	0.00	0.00	0.00	0.00	0.00	0.00	0.00	0.00	0.00	0.00	0.00	0.00	0.00	0.00	0.00	0.00	0.00	0.00	0.00	0.00
Others (TEF, BTr-Documentary Stamp Tax, etc.)	0.00	0.00	0.00	0.00	0.00	0.00	0.00	0.00	0.00	0.00	0.00	0.00	0.00	0.00	0.00	0.00	0.00	0.00	0.00	0.00	0.00	0.00	0.00	0.00	0.00	0.00	0.00	0.00	0.00	0.00	0.00	0.00
<b>TOTAL NON-CASH DISBURSEMENTS</b>	0.00	26,506.23	0.00	0.00	26,506.23	0.00	0.00	0.00	0.00	0.00	0.00	0.00	0.00	0.00	0.00	0.00	26,506.23	0.00	0.00	0.00	0.00	0.00	26,506.23	0.00	0.00	0.00	0.00	26,506.23	0.00	0.00	0.00	26,506.23
<b>GRAND TOTAL</b>	0.00	423,751.00	0.00	0.00	423,751.00	0.00	0.00	0.00	0.00	0.00	0.00	0.00	0.00	0.00	0.00	0.00	423,751.00	0.00	0.00	0.00	0.00	0.00	423,751.00	0.00	0.00	0.00	0.00	423,751.00	0.00	0.00	0.00	423,751.00

**SUMMARY**

Particulars (1)	Previous Report (2)	This Month (3)	As at Date (4)
Total Disbursement Authorities Received	86,481.72	423,751.23	510,232.95
NCA	0.00	397,245.00	397,245.00
NTA	0.00	0.00	0.00
Working Fund	0.00	0.00	0.00
TRA	86,481.72	26,506.23	112,987.95
CDC	0.00	0.00	0.00
NCAA	0.00	0.00	0.00
Less: Notice of Transfer of Allocations (NTA)* issued	0.00	0.00	0.00
Total Disbursement Authorities Available	86,481.72	423,751.23	510,232.95
Less:	0.00	0.00	0.00
Lapsed NCA	0.00	0.23	0.23
Disbursements	86,481.72	423,751.00	510,232.72
Less: Other Non-Cash Disbursements	0.00	0.00	0.00
Disbursements effected through outright deductions from claims	0.00	0.00	0.00
Overpayment of expenses(e.g. personnel benefits)	0.00	0.00	0.00
Restitution for loss of government property	0.00	0.00	0.00
Liquidated damages and similar claims	0.00	0.00	0.00
Others (e.g. TEF, BTr, Docs Stamp, etc.)	0.00	0.00	0.00
Add/Less: Adjustments (e.g. cancelled/staled checks)	0.00	0.00	0.00
Balance of Disbursement Authorities as at date	0.00	0.00	0.00
Total Disbursements Program	86,481.72	423,751.23	510,232.95
Less: *Actual Disbursements	86,481.72	423,751.00	510,232.72
(Over)/Under spending	0.00	0.23	0.23

Notes: \* The use of NTA is discouraged

Notes: \*\* Amounts should tally with the grand total disbursement (column 27).

Certified Correct:

*[Signature]*  
**IZEL D. IBARDOLAZA, CPA**  
 Head, Accounting Unit  
 Office of the Director

Recommending Approval:

*[Signature]*  
**AMELITA D. ORTIZ**  
 Assistant Director

Approved:


*[Signature]*  
**NATIVIDAD Y. BERNARDINO**  
 OIC, Director





**SUMMARY**

Particulars (1)	Previous Report (2)	This Month (3)	As at Date (4)
Total Disbursement Authorities Received	510,232.95	26,309.48	536,542.43
NCA	397,245.00	0.00	397,245.00
NTA	0.00	0.00	0.00
Working Fund	0.00	0.00	0.00
TRA	112,987.95	26,309.48	139,297.43
CDC	0.00	0.00	0.00
NCAA	0.00	0.00	0.00
Less: Notice of Transfer of Allocations (NTA)* issued	0.00	0.00	0.00
Total Disbursement Authorities Available	510,232.95	26,309.48	536,542.43
Less:	0.00	0.00	0.00
Lapsed NCA	0.23	0.00	0.23
Disbursements	510,232.72	26,309.48	536,542.20
<del>Less: Other Non-Cash Disbursements</del>	<del>0.00</del>	<del>0.00</del>	<del>0.00</del>
Disbursements effected through outright deductions from claims	0.00	0.00	0.00
Overpayment of expenses(e.g. personnel benefits)	0.00	0.00	0.00
Restitution for loss of government property	0.00	0.00	0.00
Liquidated damages and similar claims	0.00	0.00	0.00
Others (e.g. TEF, BTr, Docs Stamp, etc.)	0.00	0.00	0.00
Add/Less: Adjustments (e.g. cancelled/staled checks)	0.00	0.00	0.00
Balance of Disbursement Authorities as at date	0.00	0.00	0.00
Total Disbursements Program	510,232.95	26,309.48	536,542.43
Less: *Actual Disbursements	510,232.72	26,309.48	536,542.20
(Over)/Under spending	0.23	0.00	0.23

Notes: \* The use of NTA is discouraged  
 Notes: \*\* Amounts should tally with the grand total disbursemnt

**Certified Correct:**  
  
**IZEL D. IBARDOLAZA**  
 Headd, Accountning Unit  
 Office of the Director

**Recommending Approval:**  
  
**AMELITA D. ORTIZ**  
 Assistant Director 

**Approved By:**  
  
**NATIVIDAD Y. BERNARDINO**  
 OIC, Director



**MONTHLY REPORT OF DISBURSEMENTS**  
For the month of April 2022

Department: Department of Environment and Natural Resources (DENR)  
 Agency/Entity: Office of the Secretary  
 Operating Unit: Biodiversity Management Bureau (BMB)  
 Organization Code (UACS): 10 001 0200003  
 Fund Cluster: **03 Special Account - Locally Funded/Domestic Grants Fund**

Particulars	Current Year Budget					Prior Year's Budget											SUB-TOTAL	Trust Liabilities				Grand Total					Remarks		
	PS	MOOE	FinEx	CO	TOTAL	Prior Year's Accounts Payable					Current Year's Accounts Payable					TOTAL		PS	MOOE	CO	TOTAL	PS	MOOE	FinEx	CO	TOTAL			
						PS	MOOE	FinEx	CO	Sub-Total	PS	MOOE	FinEx	CO	Sub-Total														
						7	8	9	10	11=(7+8+9+10)	12	13	14	15	16=(12+13+14+15)													17=(11+16)	18=(6+17)
1	2	3	4	5	6=(2+3+4+5)	7	8	9	10	11=(7+8+9+10)	12	13	14	15	16=(12+13+14+15)	17=(11+16)	18=(6+17)	19	20	21	22=(19+20+21)	23	24	25	26	27=(23+24+25+26)	28		
CASH DISBURSEMENTS	0.00	0.00	0.00	0.00	0.00	0.00	0.00	0.00	0.00	0.00	0.00	0.00	0.00	0.00	0.00	0.00	0.00	0.00	0.00	0.00	0.00	0.00	0.00	0.00	0.00	0.00	0.00	0.00	0.00
Notice of Cash Allocation (NCA)	0.00	0.00	0.00	0.00	0.00	0.00	0.00	0.00	0.00	0.00	0.00	0.00	0.00	0.00	0.00	0.00	0.00	0.00	0.00	0.00	0.00	0.00	0.00	0.00	0.00	0.00	0.00	0.00	0.00
MDS Checks Issued	0.00	0.00	0.00	0.00	0.00	0.00	0.00	0.00	0.00	0.00	0.00	0.00	0.00	0.00	0.00	0.00	0.00	0.00	0.00	0.00	0.00	0.00	0.00	0.00	0.00	0.00	0.00	0.00	0.00
Advice to Debit Account	0.00	0.00	0.00	0.00	0.00	0.00	0.00	0.00	0.00	0.00	0.00	0.00	0.00	0.00	0.00	0.00	0.00	0.00	0.00	0.00	0.00	0.00	0.00	0.00	0.00	0.00	0.00	0.00	0.00
Notice of Transfer Allocations (NTA)	0.00	0.00	0.00	0.00	0.00	0.00	0.00	0.00	0.00	0.00	0.00	0.00	0.00	0.00	0.00	0.00	0.00	0.00	0.00	0.00	0.00	0.00	0.00	0.00	0.00	0.00	0.00	0.00	0.00
MDS Checks Issued	0.00	0.00	0.00	0.00	0.00	0.00	0.00	0.00	0.00	0.00	0.00	0.00	0.00	0.00	0.00	0.00	0.00	0.00	0.00	0.00	0.00	0.00	0.00	0.00	0.00	0.00	0.00	0.00	0.00
Advice to Debit Account	0.00	0.00	0.00	0.00	0.00	0.00	0.00	0.00	0.00	0.00	0.00	0.00	0.00	0.00	0.00	0.00	0.00	0.00	0.00	0.00	0.00	0.00	0.00	0.00	0.00	0.00	0.00	0.00	0.00
Working Fund for FAPs	0.00	0.00	0.00	0.00	0.00	0.00	0.00	0.00	0.00	0.00	0.00	0.00	0.00	0.00	0.00	0.00	0.00	0.00	0.00	0.00	0.00	0.00	0.00	0.00	0.00	0.00	0.00	0.00	0.00
Cash Disbursement Ceiling (CDC)	0.00	0.00	0.00	0.00	0.00	0.00	0.00	0.00	0.00	0.00	0.00	0.00	0.00	0.00	0.00	0.00	0.00	0.00	0.00	0.00	0.00	0.00	0.00	0.00	0.00	0.00	0.00	0.00	0.00
<b>TOTAL CASH DISBURSEMENTS</b>	0.00	0.00	0.00	0.00	0.00	0.00	0.00	0.00	0.00	0.00	0.00	0.00	0.00	0.00	0.00	0.00	0.00	0.00	0.00	0.00	0.00	0.00	0.00	0.00	0.00	0.00	0.00	0.00	0.00
NON-CASH DISBURSEMENTS	0.00	26,309.48	0.00	0.00	26,309.48	0.00	0.00	0.00	0.00	0.00	0.00	0.00	0.00	0.00	0.00	0.00	26,309.48	0.00	0.00	0.00	0.00	0.00	26,309.48	0.00	0.00	26,309.48	0.00	0.00	26,309.48
Tax Remittance Advices Issued (TRA)	0.00	26,309.48	0.00	0.00	26,309.48	0.00	0.00	0.00	0.00	0.00	0.00	0.00	0.00	0.00	0.00	0.00	26,309.48	0.00	0.00	0.00	0.00	0.00	26,309.48	0.00	0.00	26,309.48	0.00	0.00	26,309.48
Non-Cash Availment Authority (NCAA)	0.00	0.00	0.00	0.00	0.00	0.00	0.00	0.00	0.00	0.00	0.00	0.00	0.00	0.00	0.00	0.00	0.00	0.00	0.00	0.00	0.00	0.00	0.00	0.00	0.00	0.00	0.00	0.00	0.00
Disbursements effected through outright deductions from claims (please specify...)	0.00	0.00	0.00	0.00	0.00	0.00	0.00	0.00	0.00	0.00	0.00	0.00	0.00	0.00	0.00	0.00	0.00	0.00	0.00	0.00	0.00	0.00	0.00	0.00	0.00	0.00	0.00	0.00	0.00
Overpayment of expenses(e.g. personnel benefits)	0.00	0.00	0.00	0.00	0.00	0.00	0.00	0.00	0.00	0.00	0.00	0.00	0.00	0.00	0.00	0.00	0.00	0.00	0.00	0.00	0.00	0.00	0.00	0.00	0.00	0.00	0.00	0.00	0.00
Restitution for loss of Liquidated damages and similar claims	0.00	0.00	0.00	0.00	0.00	0.00	0.00	0.00	0.00	0.00	0.00	0.00	0.00	0.00	0.00	0.00	0.00	0.00	0.00	0.00	0.00	0.00	0.00	0.00	0.00	0.00	0.00	0.00	0.00
Others(TEF, BTr- Documentary Stamp Tax, etc.)	0.00	0.00	0.00	0.00	0.00	0.00	0.00	0.00	0.00	0.00	0.00	0.00	0.00	0.00	0.00	0.00	0.00	0.00	0.00	0.00	0.00	0.00	0.00	0.00	0.00	0.00	0.00	0.00	0.00
<b>TOTAL NON-CASH DISBURSEMENTS</b>	0.00	26,309.48	0.00	0.00	26,309.48	0.00	0.00	0.00	0.00	0.00	0.00	0.00	0.00	0.00	0.00	0.00	26,309.48	0.00	0.00	0.00	0.00	0.00	26,309.48	0.00	0.00	26,309.48	0.00	0.00	26,309.48
<b>GRAND TOTAL</b>	0.00	26,309.48	0.00	0.00	26,309.48	0.00	0.00	0.00	0.00	0.00	0.00	0.00	0.00	0.00	0.00	0.00	26,309.48	0.00	0.00	0.00	0.00	0.00	26,309.48	0.00	0.00	26,309.48	0.00	0.00	26,309.48

**SUMMARY**

Particulars (1)	Previous Report (2)	This Month (3)	As at Date (4)
Total Disbursement Authorities Received	510,232.95	26,309.48	536,542.43
NCA	397,245.00	0.00	397,245.00
NTA	0.00	0.00	0.00
Working Fund	0.00	0.00	0.00
TRA	112,987.95	26,309.48	139,297.43
CDC	0.00	0.00	0.00
NCAA	0.00	0.00	0.00
Less: Notice of Transfer of Allocations (NTA)* issued	0.00	0.00	0.00
<b>Total Disbursement Authorities Available</b>	<b>510,232.95</b>	<b>26,309.48</b>	<b>536,542.43</b>
Less:	0.00	0.00	0.00
Lapsed NCA	0.23	0.00	0.23
<b>Disbursements</b>	<b>510,232.72</b>	<b>26,309.48</b>	<b>536,542.20</b>
Less: Other Non-Cash Disbursements	0.00	0.00	0.00
Disbursements effected through outright deductions from claims	0.00	0.00	0.00
Overpayment of expenses(e.g. personnel benefits)	0.00	0.00	0.00
Restitution for loss of government property	0.00	0.00	0.00
Liquidated damages and similar claims	0.00	0.00	0.00
Others (e.g. TEF, BTr, Docs Stamp, etc.)	0.00	0.00	0.00
Add/Less: Adjustments (e.g. cancelled/staled checks)	0.00	0.00	0.00
Balance of Disbursement Authorities as at date	0.00	0.00	0.00
<b>Total Disbursements Program</b>	<b>510,232.95</b>	<b>26,309.48</b>	<b>536,542.43</b>
<b>Less: *Actual Disbursements</b>	<b>510,232.72</b>	<b>26,309.48</b>	<b>536,542.20</b>
<b>(Over)/Under spending</b>	<b>0.23</b>	<b>0.00</b>	<b>0.23</b>

Notes: \* The use of NTA is discouraged

Notes: \*\* Amounts should tally with the grand total disbursement (column 27).

Certified Correct:

*IZEL D. IBARDOLAZA, CPA*  
Head, Accounting Unit  
Office of the Director

Recommending Approval:

*AMELITA D. ORTIZ*  
Assistant Director

Approved:

*NATIVIDAD Y BERNARDINO*  
OIC, Director



**SUMMARY**

Particulars (1)	Previous Report (2)	This Month (3)	As at Date (4)
Total Disbursement Authorities Received	536,542.43	0.00	536,542.43
NCA	397,245.00	0.00	397,245.00
NTA	0.00	0.00	0.00
Working Fund	0.00	0.00	0.00
TRA	139,297.43	0.00	139,297.43
CDC	0.00	0.00	0.00
NCAA	0.00	0.00	0.00
Less: Notice of Transfer of Allocations (NTA)* issued	0.00	0.00	0.00
Total Disbursement Authorities Available	536,542.43	0.00	536,542.43
Less:	0.00	0.00	0.00
Lapsed NCA	0.23	0.00	0.23
Disbursements	536,542.20	0.00	536,542.20
Less: Other Non-Cash Disbursements	0.00	0.00	0.00
Disbursements effected through outright deductions from claims	0.00	0.00	0.00
Overpayment of expenses(e.g. personnel benefits)	0.00	0.00	0.00
Restitution for loss of government property	0.00	0.00	0.00
Liquidated damages and similar claims	0.00	0.00	0.00
Others (e.g. TEF, BTr, Docs Stamp, etc.)	0.00	0.00	0.00
Add/Less: Adjustments (e.g. cancelled/staled checks)	0.00	0.00	0.00
Balance of Disbursement Authorities as at date	0.00	0.00	0.00
Total Disbursements Program	536,542.43	0.00	536,542.43
Less: *Actual Disbursements	536,542.20	0.00	536,542.20
(Over)/Under spending	0.23	0.00	0.23

Notes: \* The use of NTA is discouraged

Notes: \*\* Amounts should tally with the grand total disbursemnt

Certified Correct:

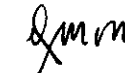
**IZEL D. IBARDOLAZA, CPA**

Head, Accounting Unit  
Office of the Director

Approved By:

**ARMIDA P. ANDRES**

Chief, Ecosystems Management Specialist  
In-Charge, Office of the Director, BMB





**SUMMARY**

Particulars	Previous Report	This Month	As at Date
(1)	(2)	(3)	(4)
Total Disbursement Authorities Received	536,542.43	0.00	536,542.43
NCA	397,245.00	0.00	397,245.00
NTA	0.00	0.00	0.00
Working Fund	0.00	0.00	0.00
TRA	139,297.43	0.00	139,297.43
CDC	0.00	0.00	0.00
NCAA	0.00	0.00	0.00
Less: Notice of Transfer of Allocations (NTA)* issued	0.00	0.00	0.00
Total Disbursement Authorities Available	536,542.43	0.00	536,542.43
Less:	0.00	0.00	0.00
Lapsed NCA	0.23	0.00	0.23
Disbursements	536,542.20	0.00	536,542.20
Less: Other Non-Cash Disbursements	0.00	0.00	0.00
Disbursements effected through outright deductions from claims	0.00	0.00	0.00
Overpayment of expenses(e.g. personnel benefits)	0.00	0.00	0.00
Restitution for loss of government property	0.00	0.00	0.00
Liquidated damages and similar claims	0.00	0.00	0.00
Others (e.g. TEF, BTr, Docs Stamp, etc.)	0.00	0.00	0.00
Add/Less: Adjustments (e.g. cancelled/staled checks)	0.00	0.00	0.00
Balance of Disbursement Authorities as at date	0.00	0.00	0.00
Total Disbursements Program	536,542.43	0.00	536,542.43
Less: *Actual Disbursements	536,542.20	0.00	536,542.20
(Over)/Under spending	0.23	0.00	0.23

Notes: \* The use of NTA is discouraged

Notes: \*\* Amounts should tally with the grand total disbursemnt (column 27).

Certified Correct:

**IZEL D. IBARDOLAZA, CPA**  
Head, Accounting  
Office of the Director

Date:

Recommending Approval:

**AMELITA D.J. ORTIZ**  
Assistant Director

Date:

Approved:

**NATIVIDAD V. BERNARDNO**  
OIC - Director

Date:

**MONTHLY REPORT OF DISBURSEMENTS**  
For the month of August 2022

Department  
Agency/Entity  
Operating Unit  
Organization Code (UACS)  
Fund Cluster

Department of Environment and Natural Resources (DENR)  
Office of the Secretary  
Biodiversity Management Bureau (BMB)  
10 001 020003  
03 Special Account - Locally Funded/Domestic Grants Fund

Particulars	Current Year Budget					Prior Year's Budget											SUB-TOTAL	Trust Liabilities				Grand Total					Remarks
	PS	MOOE	FinEx	CO	TOTAL	Prior Year's Accounts Payable					Current Year's Accounts Payable					TOTAL		PS	MOOE	CO	TOTAL	PS	MOOE	FinEx	CO	TOTAL	
						PS	MOOE	FinEx	CO	Sub-Total	PS	MOOE	FinEx	CO	Sub-Total												
						7	8	9	10	11=(7+8+9+10)	12	13	14	15	16=(12+13+14+15)												
CASH DISBURSEMENTS	0.00	387,853.00	0.00	0.00	387,853.00	0.00	0.00	0.00	0.00	0.00	0.00	0.00	0.00	0.00	0.00	0.00	387,853.00	0.00	0.00	0.00	0.00	0.00	387,853.00	0.00	0.00	387,853.00	
Notice of Cash Allocation (NCA)	0.00	387,853.00	0.00	0.00	387,853.00	0.00	0.00	0.00	0.00	0.00	0.00	0.00	0.00	0.00	0.00	0.00	387,853.00	0.00	0.00	0.00	0.00	0.00	387,853.00	0.00	0.00	387,853.00	
MDS Checks Issued	0.00	0.00	0.00	0.00	0.00	0.00	0.00	0.00	0.00	0.00	0.00	0.00	0.00	0.00	0.00	0.00	0.00	0.00	0.00	0.00	0.00	0.00	0.00	0.00	0.00	0.00	
Advice to Debit Account	0.00	387,853.00	0.00	0.00	387,853.00	0.00	0.00	0.00	0.00	0.00	0.00	0.00	0.00	0.00	0.00	0.00	387,853.00	0.00	0.00	0.00	0.00	0.00	387,853.00	0.00	0.00	387,853.00	
Notice of Transfer Allocations (NTA)	0.00	0.00	0.00	0.00	0.00	0.00	0.00	0.00	0.00	0.00	0.00	0.00	0.00	0.00	0.00	0.00	0.00	0.00	0.00	0.00	0.00	0.00	0.00	0.00	0.00	0.00	
MDS Checks Issued	0.00	0.00	0.00	0.00	0.00	0.00	0.00	0.00	0.00	0.00	0.00	0.00	0.00	0.00	0.00	0.00	0.00	0.00	0.00	0.00	0.00	0.00	0.00	0.00	0.00	0.00	
Advice to Debit Account	0.00	0.00	0.00	0.00	0.00	0.00	0.00	0.00	0.00	0.00	0.00	0.00	0.00	0.00	0.00	0.00	0.00	0.00	0.00	0.00	0.00	0.00	0.00	0.00	0.00	0.00	
Working Fund for FAPs	0.00	0.00	0.00	0.00	0.00	0.00	0.00	0.00	0.00	0.00	0.00	0.00	0.00	0.00	0.00	0.00	0.00	0.00	0.00	0.00	0.00	0.00	0.00	0.00	0.00	0.00	
Cash Disbursement Ceiling (CDC)	0.00	0.00	0.00	0.00	0.00	0.00	0.00	0.00	0.00	0.00	0.00	0.00	0.00	0.00	0.00	0.00	0.00	0.00	0.00	0.00	0.00	0.00	0.00	0.00	0.00	0.00	
<b>TOTAL CASH DISBURSEMENTS</b>	<b>0.00</b>	<b>387,853.00</b>	<b>0.00</b>	<b>0.00</b>	<b>387,853.00</b>	<b>0.00</b>	<b>0.00</b>	<b>0.00</b>	<b>0.00</b>	<b>0.00</b>	<b>0.00</b>	<b>0.00</b>	<b>0.00</b>	<b>0.00</b>	<b>0.00</b>	<b>0.00</b>	<b>387,853.00</b>	<b>0.00</b>	<b>0.00</b>	<b>0.00</b>	<b>0.00</b>	<b>0.00</b>	<b>387,853.00</b>	<b>0.00</b>	<b>0.00</b>	<b>387,853.00</b>	
NON-CASH DISBURSEMENTS	0.00	0.00	0.00	0.00	0.00	0.00	0.00	0.00	0.00	0.00	0.00	0.00	0.00	0.00	0.00	0.00	0.00	0.00	0.00	0.00	0.00	0.00	0.00	0.00	0.00	0.00	
Tax Remittance Advices Issued (TRA)	0.00	0.00	0.00	0.00	0.00	0.00	0.00	0.00	0.00	0.00	0.00	0.00	0.00	0.00	0.00	0.00	0.00	0.00	0.00	0.00	0.00	0.00	0.00	0.00	0.00	0.00	
Non-Cash Availment Authority (NCAA)	0.00	0.00	0.00	0.00	0.00	0.00	0.00	0.00	0.00	0.00	0.00	0.00	0.00	0.00	0.00	0.00	0.00	0.00	0.00	0.00	0.00	0.00	0.00	0.00	0.00	0.00	
Disbursements effected through outright deductions from claims (please specify...)	0.00	0.00	0.00	0.00	0.00	0.00	0.00	0.00	0.00	0.00	0.00	0.00	0.00	0.00	0.00	0.00	0.00	0.00	0.00	0.00	0.00	0.00	0.00	0.00	0.00	0.00	
Overpayment of expenses(e.g. personnel benefits)	0.00	0.00	0.00	0.00	0.00	0.00	0.00	0.00	0.00	0.00	0.00	0.00	0.00	0.00	0.00	0.00	0.00	0.00	0.00	0.00	0.00	0.00	0.00	0.00	0.00	0.00	
Restitution for loss of government property	0.00	0.00	0.00	0.00	0.00	0.00	0.00	0.00	0.00	0.00	0.00	0.00	0.00	0.00	0.00	0.00	0.00	0.00	0.00	0.00	0.00	0.00	0.00	0.00	0.00	0.00	
Liquidated damages and similar claims	0.00	0.00	0.00	0.00	0.00	0.00	0.00	0.00	0.00	0.00	0.00	0.00	0.00	0.00	0.00	0.00	0.00	0.00	0.00	0.00	0.00	0.00	0.00	0.00	0.00	0.00	
Others(TEF, BTR-Documentary Stamp Tax, etc.)	0.00	0.00	0.00	0.00	0.00	0.00	0.00	0.00	0.00	0.00	0.00	0.00	0.00	0.00	0.00	0.00	0.00	0.00	0.00	0.00	0.00	0.00	0.00	0.00	0.00	0.00	
<b>TOTAL NON-CASH DISBURSEMENTS</b>	<b>0.00</b>	<b>0.00</b>	<b>0.00</b>	<b>0.00</b>	<b>0.00</b>	<b>0.00</b>	<b>0.00</b>	<b>0.00</b>	<b>0.00</b>	<b>0.00</b>	<b>0.00</b>	<b>0.00</b>	<b>0.00</b>	<b>0.00</b>	<b>0.00</b>	<b>0.00</b>	<b>0.00</b>	<b>0.00</b>	<b>0.00</b>	<b>0.00</b>	<b>0.00</b>	<b>0.00</b>	<b>0.00</b>	<b>0.00</b>	<b>0.00</b>	<b>0.00</b>	
<b>GRAND TOTAL</b>	<b>0.00</b>	<b>387,853.00</b>	<b>0.00</b>	<b>0.00</b>	<b>387,853.00</b>	<b>0.00</b>	<b>0.00</b>	<b>0.00</b>	<b>0.00</b>	<b>0.00</b>	<b>0.00</b>	<b>0.00</b>	<b>0.00</b>	<b>0.00</b>	<b>0.00</b>	<b>0.00</b>	<b>387,853.00</b>	<b>0.00</b>	<b>0.00</b>	<b>0.00</b>	<b>0.00</b>	<b>0.00</b>	<b>387,853.00</b>	<b>0.00</b>	<b>0.00</b>	<b>387,853.00</b>	

**SUMMARY**

Particulars	Previous Report	This Month	As at Date
(1)	(2)	(3)	(4)
<b>Total Disbursement Authorities Received</b>	<b>536,542.</b>	<b>1,109,125.00</b>	<b>1,645,667.43</b>
NCA	397,245. <sup>42</sup>	1,109,125.00	1,506,370.00
NTA	0.00 <sup>nn</sup>	0.00	0.00
Working Fund	0.00	0.00	0.00
TRA	139,297.	0.00	139,297.43
CDC	0.00 <sup>42</sup>	0.00	0.00
NCAA	0.00	0.00	0.00
Less: Notice of Transfer of Allocations (NTA)* issued	0.00	0.00	0.00
<b>Total Disbursement Authorities Available</b>	<b>536,542.</b>	<b>1,109,125.00</b>	<b>1,645,667.43</b>
Less:	0.00 <sup>42</sup>	0.00	0.00
Lapsed NCA	0.23	0.00	0.23
Disbursements	536,542.	387,853.00	924,395.20
Less: Other Non-Cash Disbursements	0.00 <sup>nn</sup>	0.00	0.00
Disbursements effected through outright deductions from claims	0.00	0.00	0.00
Overpayment of expenses(e.g. personnel benefits)	0.00	0.00	0.00
Restitution for loss of government property	0.00	0.00	0.00
Liquidated damages and similar claims	0.00	0.00	0.00
Others (e.g. TEF, BTr, Docs Stamp, etc.)	0.00	0.00	0.00
Add/Less: Adjustments (e.g. cancelled/staled checks)	0.00	0.00	0.00
<b>Balance of Disbursement Authorities as at date</b>	<b>0.00</b>	<b>721,272.00</b>	<b>721,272.00</b>
<b>Total Disbursements Program</b>	<b>536,542.</b>	<b>1,109,125.00</b>	<b>1,645,667.43</b>
Less: *Actual Disbursements	536,542. <sup>42</sup>	387,853.00	924,395.20
(Over)/Under spending	0.23 <sup>nn</sup>	721,272.00	721,272.23

Notes: \* The use of NTA is discouraged

Notes: \*\* Amounts should tally with the grand total disbursement (column 27).

Certified Correct:

IZEL D. IBARDOLAZA, CPA  
 Head, Accounting Unit  
 Office of the Director  
 Date:

Recommending Approval:


AMELITA D. ORTIZ  
 Assistant Director

Date:

Approved:

NATIVIDAD Y. BERNARDINO  
 OIC - Director

Date:





**MONTHLY REPORT OF DISBURSEMENTS**  
For the month of September 2022

Department: Department of Environment and Natural Resources (DENR)  
 Agency/Entity: Office of the Secretary  
 Operating Unit: Biodiversity Management Bureau (BMB)  
 Organization Code (UACS): 10 001 0200003  
 Fund Cluster: 03 Special Account - Locally Funded/Domestic Grants Fund


Particulars	Current Year Budget					Prior Year's Budget											Trust Liabilities				Grand Total					Remarks		
	PS	MOOE	FinEx	CO	TOTAL	Prior Year's Accounts Payable					Current Year's Accounts Payable						TOT AL	SUB-TOTAL	PS	MO OE	CO	TOT AL	PS	MOOE	FinE x		CO	TOTAL
						PS	MOOE	FinEx	CO	Sub-Total	PS	MOOE	FinEx	CO	Sub-Total	PS												
1	2	3	4	5	6=(2+3+4+5)	7	8	9	10	11=(7+8+9+10)	12	13	14	15	16=(12+13+14+15)	17=(11+16)	18=(6+17)	19	20	21	22=(19+20+21)	23	24	25	26	27=(23+24+25+26)	28	
CASH DISBURSEMENTS	0.00	720,621.00	0.00	0.00	720,621.00	0.00	0.00	0.00	0.00	0.00	0.00	0.00	0.00	0.00	0.00	0.00	720,621.00	0.00	0.00	0.00	0.00	0.00	720,621.00	0.00	0.00	0.00	720,621.00	
Notice of Cash Allocation (NCA)	0.00	720,621.00	0.00	0.00	720,621.00	0.00	0.00	0.00	0.00	0.00	0.00	0.00	0.00	0.00	0.00	0.00	720,621.00	0.00	0.00	0.00	0.00	0.00	720,621.00	0.00	0.00	0.00	720,621.00	
MDS Checks Issued	0.00	486,180.00	0.00	0.00	486,180.00	0.00	0.00	0.00	0.00	0.00	0.00	0.00	0.00	0.00	0.00	0.00	486,180.00	0.00	0.00	0.00	0.00	0.00	486,180.00	0.00	0.00	0.00	486,180.00	
Advice to Debit Account	0.00	234,441.00	0.00	0.00	234,441.00	0.00	0.00	0.00	0.00	0.00	0.00	0.00	0.00	0.00	0.00	0.00	234,441.00	0.00	0.00	0.00	0.00	0.00	234,441.00	0.00	0.00	0.00	234,441.00	
<del>  Notice of Transfer Allocations (NTA)</del>	<del>0.00</del>	<del>0.00</del>	<del>0.00</del>	<del>0.00</del>	<del>0.00</del>	<del>0.00</del>	<del>0.00</del>	<del>0.00</del>	<del>0.00</del>	<del>0.00</del>	<del>0.00</del>	<del>0.00</del>	<del>0.00</del>	<del>0.00</del>	<del>0.00</del>	<del>0.00</del>	<del>0.00</del>	<del>0.00</del>	<del>0.00</del>	<del>0.00</del>	<del>0.00</del>	<del>0.00</del>	<del>0.00</del>	<del>0.00</del>	<del>0.00</del>	<del>0.00</del>	<del>0.00</del>	
MDS Checks Issued	0.00	0.00	0.00	0.00	0.00	0.00	0.00	0.00	0.00	0.00	0.00	0.00	0.00	0.00	0.00	0.00	0.00	0.00	0.00	0.00	0.00	0.00	0.00	0.00	0.00	0.00	0.00	
Advice to Debit Account	0.00	0.00	0.00	0.00	0.00	0.00	0.00	0.00	0.00	0.00	0.00	0.00	0.00	0.00	0.00	0.00	0.00	0.00	0.00	0.00	0.00	0.00	0.00	0.00	0.00	0.00	0.00	
Working Fund for FAPs	0.00	0.00	0.00	0.00	0.00	0.00	0.00	0.00	0.00	0.00	0.00	0.00	0.00	0.00	0.00	0.00	0.00	0.00	0.00	0.00	0.00	0.00	0.00	0.00	0.00	0.00	0.00	
Cash Disbursement Ceiling (CDC)	0.00	0.00	0.00	0.00	0.00	0.00	0.00	0.00	0.00	0.00	0.00	0.00	0.00	0.00	0.00	0.00	0.00	0.00	0.00	0.00	0.00	0.00	0.00	0.00	0.00	0.00	0.00	
<b>TOTAL CASH DISBURSEMENTS</b>	<b>0.00</b>	<b>720,621.00</b>	<b>0.00</b>	<b>0.00</b>	<b>720,621.00</b>	<b>0.00</b>	<b>0.00</b>	<b>0.00</b>	<b>0.00</b>	<b>0.00</b>	<b>0.00</b>	<b>0.00</b>	<b>0.00</b>	<b>0.00</b>	<b>0.00</b>	<b>0.00</b>	<b>720,621.00</b>	<b>0.00</b>	<b>0.00</b>	<b>0.00</b>	<b>0.00</b>	<b>0.00</b>	<b>720,621.00</b>	<b>0.00</b>	<b>0.00</b>	<b>0.00</b>	<b>720,621.00</b>	
NON-CASH DISBURSEMENTS	0.00	0.00	0.00	0.00	0.00	0.00	0.00	0.00	0.00	0.00	0.00	0.00	0.00	0.00	0.00	0.00	0.00	0.00	0.00	0.00	0.00	0.00	0.00	0.00	0.00	0.00	0.00	
Tax Remittance Advices Issued (TRA)	0.00	0.00	0.00	0.00	0.00	0.00	0.00	0.00	0.00	0.00	0.00	0.00	0.00	0.00	0.00	0.00	0.00	0.00	0.00	0.00	0.00	0.00	0.00	0.00	0.00	0.00	0.00	
Non-Cash Availment Authority (NCAA)	0.00	0.00	0.00	0.00	0.00	0.00	0.00	0.00	0.00	0.00	0.00	0.00	0.00	0.00	0.00	0.00	0.00	0.00	0.00	0.00	0.00	0.00	0.00	0.00	0.00	0.00	0.00	
Disbursements effected through outright deductions from claims (please specify...)	0.00	0.00	0.00	0.00	0.00	0.00	0.00	0.00	0.00	0.00	0.00	0.00	0.00	0.00	0.00	0.00	0.00	0.00	0.00	0.00	0.00	0.00	0.00	0.00	0.00	0.00	0.00	
Overpayment of expenses(e.g. personnel benefits)	0.00	0.00	0.00	0.00	0.00	0.00	0.00	0.00	0.00	0.00	0.00	0.00	0.00	0.00	0.00	0.00	0.00	0.00	0.00	0.00	0.00	0.00	0.00	0.00	0.00	0.00	0.00	
Restitution for loss of government property	0.00	0.00	0.00	0.00	0.00	0.00	0.00	0.00	0.00	0.00	0.00	0.00	0.00	0.00	0.00	0.00	0.00	0.00	0.00	0.00	0.00	0.00	0.00	0.00	0.00	0.00	0.00	
Liquidated damages and similar claims	0.00	0.00	0.00	0.00	0.00	0.00	0.00	0.00	0.00	0.00	0.00	0.00	0.00	0.00	0.00	0.00	0.00	0.00	0.00	0.00	0.00	0.00	0.00	0.00	0.00	0.00	0.00	
Others(TEF, BTr-Documentary Stamp Tax, etc.)	0.00	0.00	0.00	0.00	0.00	0.00	0.00	0.00	0.00	0.00	0.00	0.00	0.00	0.00	0.00	0.00	0.00	0.00	0.00	0.00	0.00	0.00	0.00	0.00	0.00	0.00	0.00	
<b>TOTAL NON-CASH DISBURSEMENTS</b>	<b>0.00</b>	<b>0.00</b>	<b>0.00</b>	<b>0.00</b>	<b>0.00</b>	<b>0.00</b>	<b>0.00</b>	<b>0.00</b>	<b>0.00</b>	<b>0.00</b>	<b>0.00</b>	<b>0.00</b>	<b>0.00</b>	<b>0.00</b>	<b>0.00</b>	<b>0.00</b>	<b>0.00</b>	<b>0.00</b>	<b>0.00</b>	<b>0.00</b>	<b>0.00</b>	<b>0.00</b>	<b>0.00</b>	<b>0.00</b>	<b>0.00</b>	<b>0.00</b>	<b>0.00</b>	
<b>GRAND TOTAL</b>	<b>0.00</b>	<b>720,621.00</b>	<b>0.00</b>	<b>0.00</b>	<b>720,621.00</b>	<b>0.00</b>	<b>0.00</b>	<b>0.00</b>	<b>0.00</b>	<b>0.00</b>	<b>0.00</b>	<b>0.00</b>	<b>0.00</b>	<b>0.00</b>	<b>0.00</b>	<b>0.00</b>	<b>720,621.00</b>	<b>0.00</b>	<b>0.00</b>	<b>0.00</b>	<b>0.00</b>	<b>0.00</b>	<b>720,621.00</b>	<b>0.00</b>	<b>0.00</b>	<b>0.00</b>	<b>720,621.00</b>	

**SUMMARY**

Particulars (1)	Previous Report (2)	This Month (3)	As at Date (4)
Total Disbursement Authorities Received	1,645,667.43	0.00	1,645,667.43
NCA	1,506,370.00	0.00	1,506,370.00
NTA	0.00	0.00	0.00
Working Fund	0.00	0.00	0.00
TRA	139,297.43	0.00	139,297.43
CDC	0.00	0.00	0.00
NCAA	0.00	0.00	0.00
Less: Notice of Transfer of Allocations (NTA)* issued	0.00	0.00	0.00
Total Disbursement Authorities Available	1,645,667.43	0.00	1,645,667.43
Less:	0.00	0.00	0.00
Lapsed NCA	0.23	651.00	651.23
Disbursements	924,395.20	720,621.00	1,645,016.20
Less: Other Non-Cash Disbursements	0.00	0.00	0.00
Disbursements effected through outright deductions from claims	0.00	0.00	0.00
Overpayment of expenses(e.g. personnel benefits)	0.00	0.00	0.00
Restitution for loss of government property	0.00	0.00	0.00
Liquidated damages and similar claims	0.00	0.00	0.00
Others (e.g. TEF, BTr, Docs Stamp, etc.)	0.00	0.00	0.00
Add/Less: Adjustments (e.g. cancelled/staled checks)	0.00	0.00	0.00
Balance of Disbursement Authorities as at date	721,272.00	(721,272.00)	0.00
Total Disbursements Program	1,645,667.43	0.00	1,645,667.43
Less: *Actual Disbursements	924,395.20	720,621.00	1,645,016.20
(Over)/Under spending	721,272.23	(720,621.00)	651.23

Notes: \* The use of NTA is discouraged

Notes: \*\* Amounts should tally with the grand total disbursement (column 27).



Certified Correct:

**IZEL D. IBARDOLAZA, CPA**  
Head, Accounting Unit  
Office of the Director

Recommending Approval:

*[Signature]*  
**AMELITA D. ORTIZ**  
Assistant Director

*[Signature]*

Approved By:

*[Signature]*  
**NATIVIDAD Y. BERNARDINO**  
OIC Director

**MONTHLY REPORT OF DISBURSEMENTS**  
For the month of October 2022

Department: Department of Environment and Natural Resources (DENR)  
 Agency/Entity: Office of the Secretary  
 Operating Unit: Biodiversity Management Bureau (BMB)  
 Organization Code (UACS): 10 001 0200003  
 Fund Cluster: 03 Special Account - Locally Funded/Domestic Grants Fund

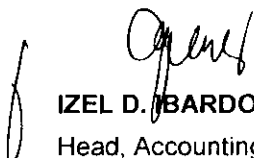
Particulars	Current Year Budget					Prior Year's Budget											SUB-TOTAL	Trust Liabilities				Grand Total					Remarks
	PS	MOOE	FinEx	CO	TOTAL	Prior Year's Accounts Payable					Current Year's Accounts Payable							PS	MOOE	CO	TOT AL	PS	MOOE	FinEx	CO	TOTAL	
						PS	MOOE	FinEx	CO	Sub-Tota	PS	MOOE	FinEx	CO	Sub-Tota	PS											
1	2	3	4	5	6=(2+3+4+5)	7	8	9	10	11=(7+8+9)	12	13	14	15	16=(12+13+14)	17=(15+16)	18=(6+17)	19	20	21	22=(19+20+21)	23	24	25	26	27=(23+24+25+26)	28
CASH DISBURSEMENTS	0.00	806,407.62	0.00	0.00	806,407.62	0.00	0.00	0.00	0.00	0.00	0.00	0.00	0.00	0.00	0.00	0.00	806,407.62	0.00	0.00	0.00	0.00	0.00	806,407.62	0.00	0.00	806,407.62	
Notice of Cash Allocation (NCA)	0.00	806,407.62	0.00	0.00	806,407.62	0.00	0.00	0.00	0.00	0.00	0.00	0.00	0.00	0.00	0.00	0.00	806,407.62	0.00	0.00	0.00	0.00	0.00	806,407.62	0.00	0.00	806,407.62	
MDS Checks Issued	0.00	385,700.00	0.00	0.00	385,700.00	0.00	0.00	0.00	0.00	0.00	0.00	0.00	0.00	0.00	0.00	0.00	385,700.00	0.00	0.00	0.00	0.00	0.00	385,700.00	0.00	0.00	385,700.00	
Advice to Debit Account	0.00	420,707.62	0.00	0.00	420,707.62	0.00	0.00	0.00	0.00	0.00	0.00	0.00	0.00	0.00	0.00	0.00	420,707.62	0.00	0.00	0.00	0.00	0.00	420,707.62	0.00	0.00	420,707.62	
Notice of Transfer Allocations (NTA)	0.00	0.00	0.00	0.00	0.00	0.00	0.00	0.00	0.00	0.00	0.00	0.00	0.00	0.00	0.00	0.00	0.00	0.00	0.00	0.00	0.00	0.00	0.00	0.00	0.00	0.00	
MDS Checks Issued	0.00	0.00	0.00	0.00	0.00	0.00	0.00	0.00	0.00	0.00	0.00	0.00	0.00	0.00	0.00	0.00	0.00	0.00	0.00	0.00	0.00	0.00	0.00	0.00	0.00	0.00	
Advice to Debit Account	0.00	0.00	0.00	0.00	0.00	0.00	0.00	0.00	0.00	0.00	0.00	0.00	0.00	0.00	0.00	0.00	0.00	0.00	0.00	0.00	0.00	0.00	0.00	0.00	0.00	0.00	
Working Fund for FAPs	0.00	0.00	0.00	0.00	0.00	0.00	0.00	0.00	0.00	0.00	0.00	0.00	0.00	0.00	0.00	0.00	0.00	0.00	0.00	0.00	0.00	0.00	0.00	0.00	0.00	0.00	
Cash Disbursement Ceiling (CDC)	0.00	0.00	0.00	0.00	0.00	0.00	0.00	0.00	0.00	0.00	0.00	0.00	0.00	0.00	0.00	0.00	0.00	0.00	0.00	0.00	0.00	0.00	0.00	0.00	0.00	0.00	
<b>TOTAL CASH DISBURSEMENTS</b>	0.00	806,407.62	0.00	0.00	806,407.62	0.00	0.00	0.00	0.00	0.00	0.00	0.00	0.00	0.00	0.00	0.00	806,407.62	0.00	0.00	0.00	0.00	0.00	806,407.62	0.00	0.00	806,407.62	
NON-CASH DISBURSEMENTS	0.00	6,975.00	0.00	0.00	6,975.00	0.00	0.00	0.00	0.00	0.00	0.00	0.00	0.00	0.00	0.00	0.00	6,975.00	0.00	0.00	0.00	0.00	0.00	6,975.00	0.00	0.00	6,975.00	
Tax Remittance Advices Issued (TRA)	0.00	6,975.00	0.00	0.00	6,975.00	0.00	0.00	0.00	0.00	0.00	0.00	0.00	0.00	0.00	0.00	0.00	6,975.00	0.00	0.00	0.00	0.00	0.00	6,975.00	0.00	0.00	6,975.00	
Non-Cash Availment Authority (NCAA)	0.00	0.00	0.00	0.00	0.00	0.00	0.00	0.00	0.00	0.00	0.00	0.00	0.00	0.00	0.00	0.00	0.00	0.00	0.00	0.00	0.00	0.00	0.00	0.00	0.00	0.00	
Disbursements effected through outright deductions from claims (please specify...)	0.00	0.00	0.00	0.00	0.00	0.00	0.00	0.00	0.00	0.00	0.00	0.00	0.00	0.00	0.00	0.00	0.00	0.00	0.00	0.00	0.00	0.00	0.00	0.00	0.00	0.00	
Overpayment of expenses (e.g. personnel benefits)	0.00	0.00	0.00	0.00	0.00	0.00	0.00	0.00	0.00	0.00	0.00	0.00	0.00	0.00	0.00	0.00	0.00	0.00	0.00	0.00	0.00	0.00	0.00	0.00	0.00	0.00	
Restitution for loss of government property	0.00	0.00	0.00	0.00	0.00	0.00	0.00	0.00	0.00	0.00	0.00	0.00	0.00	0.00	0.00	0.00	0.00	0.00	0.00	0.00	0.00	0.00	0.00	0.00	0.00	0.00	
Liquidated damages and similar claims	0.00	0.00	0.00	0.00	0.00	0.00	0.00	0.00	0.00	0.00	0.00	0.00	0.00	0.00	0.00	0.00	0.00	0.00	0.00	0.00	0.00	0.00	0.00	0.00	0.00	0.00	
Others (TEF, BTR-Documentary Stamp Tax, etc.)	0.00	0.00	0.00	0.00	0.00	0.00	0.00	0.00	0.00	0.00	0.00	0.00	0.00	0.00	0.00	0.00	0.00	0.00	0.00	0.00	0.00	0.00	0.00	0.00	0.00	0.00	
<b>TOTAL NON-CASH DISBURSEMENTS</b>	0.00	6,975.00	0.00	0.00	6,975.00	0.00	0.00	0.00	0.00	0.00	0.00	0.00	0.00	0.00	0.00	0.00	6,975.00	0.00	0.00	0.00	0.00	0.00	6,975.00	0.00	0.00	6,975.00	
<b>GRAND TOTAL</b>	0.00	813,382.62	0.00	0.00	813,382.62	0.00	0.00	0.00	0.00	0.00	0.00	0.00	0.00	0.00	0.00	0.00	813,382.62	0.00	0.00	0.00	0.00	0.00	813,382.62	0.00	0.00	813,382.62	

**SUMMARY**

Particulars (1)	Previous Report (2)	This Month (3)	As at Date (4)
Total Disbursement Authorities Received	1,645,667.43	3,821,225.00	5,466,892.43
NCA	1,506,370.00	3,814,250.00	5,320,620.00
NTA	0.00	0.00	0.00
Working Fund	0.00	0.00	0.00
TRA	139,297.43	6,975.00	146,272.43
CDC	0.00	0.00	0.00
NCAA	0.00	0.00	0.00
Less: Notice of Transfer of Allocations (NTA)* issued	0.00	0.00	0.00
Total Disbursement Authorities Available	1,645,667.43	3,821,225.00	5,466,892.43
Less:	0.00	0.00	0.00
Lapsed NCA	651.23	0.00	651.23
Disbursements	1,645,016.20	813,382.62	2,458,398.82
Less: Other Non-Cash Disbursements	0.00	0.00	0.00
Disbursements effected through outright deductions from claims	0.00	0.00	0.00
Overpayment of expenses (e.g. personnel benefits)	0.00	0.00	0.00
Restitution for loss of government property	0.00	0.00	0.00
Liquidated damages and similar claims	0.00	0.00	0.00
Others (e.g. TEF, BTr, Docs Stamp, etc.)	0.00	0.00	0.00
Add/Less: Adjustments (e.g. cancelled/staled checks)	0.00	0.00	0.00
Balance of Disbursement Authorities as at date	0.00	3,007,842.38	3,007,842.38
Total Disbursements Program	1,645,667.43	3,821,225.00	5,466,892.43
Less: *Actual Disbursements	1,645,016.20	813,382.62	2,458,398.82
(Over)/Under spending	651.23	3,007,842.38	3,008,493.61

Notes: \* The use of NTA is discouraged  
 Notes: \*\* Amounts should tally with the grand total disbursement (column 27).


Certified Correct:

  
 IZEL D. BARDOLAZA, CPA  
 Head, Accounting Unit  
 Office of the Director

Recommending Approval:

  
 AMELITA D. ORTIZ  
 Assistant Director

Approved By:

  
 NATIVIDAD Y. BERNARDINO  
 OIC Director

BIODIVERSITY MANAGEMENT BUREAU  
 OFFICE OF THE AUDITOR  
 NOV 08 2022  
 RECEIVED BY: *Darwin*

**MONTHLY REPORT OF DISBURSEMENTS**  
For the month of November 2022

Department Department of Environment and Natural Resources (DENR)  
 Agency/Entity Office of the Secretary  
 Operating Unit Biodiversity Management Bureau (BMB)  
 Organization Code (UACS) 10 001 0200003  
 Fund Cluster 03 Special Account - Locally Funded/Domestic Grants Fund

Particulars	Current Year Budget					Prior Year's Budget											SUB-TOTAL	Trust Liabilities				Grand Total					Remarks
	PS	MOOE	FinEx	CO	TOTAL	Prior Year's Accounts Payable					Current Year's Accounts Payable					TOT AL		PS	MO OE	CO	TOT AL	PS	MOOE	FinEx	CO	TOTAL	
						PS	MOOE	FIN y	CO	Sub-Total 11=(7+8+9+10)	PS	MO OE	FIN y	CO	Sub-Total 16=(12+13+14+15)												
1	2	3	4	5	6=(2+3+4+5)	7	8	9	10	11	12	13	14	15	16	17	18	19	20	21	22	23	24	25	26	27	28
CASH DISBURSEMENTS	0.00	827,721.88	0.00	285,774.11	1,113,495.99	0.00	0.00	0.00	0.00	0.00	0.00	0.00	0.00	0.00	0.00	0.00	1,113,495.99	0.00	0.00	0.00	0.00	0.00	827,721.88	0.00	285,774.11	1,113,495.99	
Notice of Cash Allocation (NCA)	0.00	827,721.88	0.00	285,774.11	1,113,495.99	0.00	0.00	0.00	0.00	0.00	0.00	0.00	0.00	0.00	0.00	0.00	1,113,495.99	0.00	0.00	0.00	0.00	0.00	827,721.88	0.00	285,774.11	1,113,495.99	
MDS Checks Issued	0.00	147,300.00	0.00	0.00	147,300.00	0.00	0.00	0.00	0.00	0.00	0.00	0.00	0.00	0.00	0.00	0.00	147,300.00	0.00	0.00	0.00	0.00	0.00	147,300.00	0.00	0.00	147,300.00	
Advice to Debit Account	0.00	680,421.88	0.00	285,774.11	966,195.99	0.00	0.00	0.00	0.00	0.00	0.00	0.00	0.00	0.00	0.00	0.00	966,195.99	0.00	0.00	0.00	0.00	0.00	680,421.88	0.00	285,774.11	966,195.99	
Notice of Transfer Allocations (NTA)	0.00	0.00	0.00	0.00	0.00	0.00	0.00	0.00	0.00	0.00	0.00	0.00	0.00	0.00	0.00	0.00	0.00	0.00	0.00	0.00	0.00	0.00	0.00	0.00	0.00	0.00	
MDS Checks Issued	0.00	0.00	0.00	0.00	0.00	0.00	0.00	0.00	0.00	0.00	0.00	0.00	0.00	0.00	0.00	0.00	0.00	0.00	0.00	0.00	0.00	0.00	0.00	0.00	0.00	0.00	
Advice to Debit Account	0.00	0.00	0.00	0.00	0.00	0.00	0.00	0.00	0.00	0.00	0.00	0.00	0.00	0.00	0.00	0.00	0.00	0.00	0.00	0.00	0.00	0.00	0.00	0.00	0.00	0.00	
Working Fund for FAPs	0.00	0.00	0.00	0.00	0.00	0.00	0.00	0.00	0.00	0.00	0.00	0.00	0.00	0.00	0.00	0.00	0.00	0.00	0.00	0.00	0.00	0.00	0.00	0.00	0.00	0.00	
Cash Disbursement Ceiling (CDC)	0.00	0.00	0.00	0.00	0.00	0.00	0.00	0.00	0.00	0.00	0.00	0.00	0.00	0.00	0.00	0.00	0.00	0.00	0.00	0.00	0.00	0.00	0.00	0.00	0.00	0.00	
<b>TOTAL CASH DISBURSEMENTS</b>	0.00	827,721.88	0.00	285,774.11	1,113,495.99	0.00	0.00	0.00	0.00	0.00	0.00	0.00	0.00	0.00	0.00	0.00	1,113,495.99	0.00	0.00	0.00	0.00	0.00	827,721.88	0.00	285,774.11	1,113,495.99	
NON-CASH DISBURSEMENTS	0.00	16,279.38	0.00	0.00	16,279.38	0.00	0.00	0.00	0.00	0.00	0.00	0.00	0.00	0.00	0.00	0.00	16,279.38	0.00	0.00	0.00	0.00	0.00	16,279.38	0.00	0.00	16,279.38	
Tax Remittance Advices Issued (TRA)	0.00	16,279.38	0.00	0.00	16,279.38	0.00	0.00	0.00	0.00	0.00	0.00	0.00	0.00	0.00	0.00	0.00	16,279.38	0.00	0.00	0.00	0.00	0.00	16,279.38	0.00	0.00	16,279.38	
Non-Cash Availment Authority (NCAA)	0.00	0.00	0.00	0.00	0.00	0.00	0.00	0.00	0.00	0.00	0.00	0.00	0.00	0.00	0.00	0.00	0.00	0.00	0.00	0.00	0.00	0.00	0.00	0.00	0.00	0.00	
Disbursements effected through outright deductions from claims (please specify...)	0.00	0.00	0.00	0.00	0.00	0.00	0.00	0.00	0.00	0.00	0.00	0.00	0.00	0.00	0.00	0.00	0.00	0.00	0.00	0.00	0.00	0.00	0.00	0.00	0.00	0.00	
Overpayment of expenses(e.g. personnel benefits)	0.00	0.00	0.00	0.00	0.00	0.00	0.00	0.00	0.00	0.00	0.00	0.00	0.00	0.00	0.00	0.00	0.00	0.00	0.00	0.00	0.00	0.00	0.00	0.00	0.00	0.00	
Restitution for loss of government property	0.00	0.00	0.00	0.00	0.00	0.00	0.00	0.00	0.00	0.00	0.00	0.00	0.00	0.00	0.00	0.00	0.00	0.00	0.00	0.00	0.00	0.00	0.00	0.00	0.00	0.00	
Liquidated damages and similar claims	0.00	0.00	0.00	0.00	0.00	0.00	0.00	0.00	0.00	0.00	0.00	0.00	0.00	0.00	0.00	0.00	0.00	0.00	0.00	0.00	0.00	0.00	0.00	0.00	0.00	0.00	
Others(TEF, BTr-Documentary Stamp Tax, etc.)	0.00	0.00	0.00	0.00	0.00	0.00	0.00	0.00	0.00	0.00	0.00	0.00	0.00	0.00	0.00	0.00	0.00	0.00	0.00	0.00	0.00	0.00	0.00	0.00	0.00	0.00	
<b>TOTAL NON-CASH DISBURSEMENTS</b>	0.00	16,279.38	0.00	0.00	16,279.38	0.00	0.00	0.00	0.00	0.00	0.00	0.00	0.00	0.00	0.00	0.00	16,279.38	0.00	0.00	0.00	0.00	0.00	16,279.38	0.00	0.00	16,279.38	
<b>GRAND TOTAL</b>	0.00	844,001.26	0.00	285,774.11	1,129,775.37	0.00	0.00	0.00	0.00	0.00	0.00	0.00	0.00	0.00	0.00	0.00	1,129,775.37	0.00	0.00	0.00	0.00	0.00	844,001.26	0.00	285,774.11	1,129,775.37	

**SUMMARY**

Particulars (1)	Previous Report (2)	This Month (3)	As at Date (4)
Total Disbursement Authorities Received	5,466,892.43	16,279.38	5,483,171.81
NCA	5,320,620.00	0.00	5,320,620.00
NTA	0.00	0.00	0.00
Working Fund	0.00	0.00	0.00
TRA	146,272.43	16,279.38	162,551.81
CDC	0.00	0.00	0.00
NCAA	0.00	0.00	0.00
Less: Notice of Transfer of Allocations (NTA)* issued	0.00	0.00	0.00
Total Disbursement Authorities Available	5,466,892.43	16,279.38	5,483,171.81
Less:	0.00	0.00	0.00
Lapsed NCA	651.23	0.00	651.23
Disbursements	2,458,398.82	1,129,775.37	3,588,174.19
Less: Other Non-Cash Disbursements	0.00	0.00	0.00
Disbursements effected through outright deductions from claims	0.00	0.00	0.00
Overpayment of expenses(e.g. personnel benefits)	0.00	0.00	0.00
Restitution for loss of government property	0.00	0.00	0.00
Liquidated damages and similar claims	0.00	0.00	0.00
Others (e.g. TEF, BTr, Docs Stamp, etc.)	0.00	0.00	0.00
Add/Less: Adjustments (e.g. cancelled/staled checks)	0.00	0.00	0.00
Balance of Disbursement Authorities as at date	3,007,842.38	(1,113,495.99)	1,894,346.39
Total Disbursements Program	5,466,892.43	16,279.38	5,483,171.81
Less: *Actual Disbursements	2,458,398.82	1,129,775.37	3,588,174.19
(Over)/Under spending	3,008,493.61	(1,113,495.99)	1,894,997.62

Notes: \* The use of NTA is discouraged

Notes: \*\* Amounts should tally with the grand total disbursement (column 27).

Certified Correct:

*IZEL D. IBARDOLAZA*  
**IZEL D. IBARDOLAZA, CPA**  
 Head, Accounting Unit  
 Office of the Director

RECOMMENDING APPROVAL:

*AMÉLITA D. ORTIZ*  
**AMÉLITA D. ORTIZ**  
 Assistant Director

APPROVED BY:

*NATIVIDAD Y. BERNARDINO*  
**NATIVIDAD Y. BERNARDINO**  
 OIC Director

**MONTHLY REPORT OF DISBURSEMENTS**

For the month of December 2022

Department : Department of Environment and Natural Resources (DENR)  
 Agency/Entity : Office of the Secretary  
 Operating Unit : Biodiversity Management Bureau (BMB)  
 Organization Code (UACS) : 10 001 0200003  
 Fund Cluster : 03 Special Account - Locally Funded/Domestic Grants Fund

Particulars	Current Year Budget					Prior Year's Budget											SUB-TOTAL	Trust Liabilities				Grand Total					Remarks
	PS	MOOE	FinEx	CO	TOTAL	Prior Year's Accounts Payable					Current Year's Accounts Payable					TOTAL		PS	MOOE	CO	TOT AL	PS	MOOE	FinEx	CO	TOTAL	
						PS	MOOE	FinEx	CO	Sub-Total	PS	MOOE	FinEx	CO	Sub-Total												
1	2	3	4	5	6=(2+3+4+5)	7	8	9	10	11=(7+8+9+10)	12	13	14	15	16=(12+13+14+15)	17=(11+16)	18=(6+17)	19	20	21	22=(19+20+21)	23	24	25	26	27=(23+24+25+26)	28
CASH DISBURSEMENTS	0.00	650,659.00	0.00	135,471.78	786,130.78	0.00	0.00	0.00	0.00	0.00	0.00	0.00	0.00	0.00	0.00	0.00	786,130.78	0.00	0.00	0.00	0.00	0.00	650,659.00	0.00	135,471.78	786,130.78	
Notice of Cash Allocation (NCA)	0.00	650,659.00	0.00	135,471.78	786,130.78	0.00	0.00	0.00	0.00	0.00	0.00	0.00	0.00	0.00	0.00	0.00	- 786,130.78	0.00	0.00	0.00	0.00	0.00	650,659.00	0.00	135,471.78	786,130.78	
MDS Checks Issued	0.00	0.00	0.00	135,471.78	135,471.78	0.00	0.00	0.00	0.00	0.00	0.00	0.00	0.00	0.00	0.00	0.00	135,471.78	0.00	0.00	0.00	0.00	0.00	0.00	0.00	135,471.78	135,471.78	
Advice to Debit Account	0.00	650,659.00	0.00	0.00	650,659.00	0.00	0.00	0.00	0.00	0.00	0.00	0.00	0.00	0.00	0.00	0.00	650,659.00	0.00	0.00	0.00	0.00	0.00	650,659.00	0.00	0.00	650,659.00	
Notice of Transfer Allocations (NTA)	0.00	0.00	0.00	0.00	0.00	0.00	0.00	0.00	0.00	0.00	0.00	0.00	0.00	0.00	0.00	0.00	0.00	0.00	0.00	0.00	0.00	0.00	0.00	0.00	0.00	0.00	
MDS Checks Issued	0.00	0.00	0.00	0.00	0.00	0.00	0.00	0.00	0.00	0.00	0.00	0.00	0.00	0.00	0.00	0.00	0.00	0.00	0.00	0.00	0.00	0.00	0.00	0.00	0.00	0.00	
Advice to Debit Account	0.00	0.00	0.00	0.00	0.00	0.00	0.00	0.00	0.00	0.00	0.00	0.00	0.00	0.00	0.00	0.00	0.00	0.00	0.00	0.00	0.00	0.00	0.00	0.00	0.00	0.00	
Working Fund for FAPs	0.00	0.00	0.00	0.00	0.00	0.00	0.00	0.00	0.00	0.00	0.00	0.00	0.00	0.00	0.00	0.00	0.00	0.00	0.00	0.00	0.00	0.00	0.00	0.00	0.00	0.00	
Cash Disbursement Ceiling (CDC)	0.00	0.00	0.00	0.00	0.00	0.00	0.00	0.00	0.00	0.00	0.00	0.00	0.00	0.00	0.00	0.00	0.00	0.00	0.00	0.00	0.00	0.00	0.00	0.00	0.00	0.00	
<b>TOTAL CASH DISBURSEMENTS</b>	0.00	650,659.00	0.00	135,471.78	786,130.78	0.00	0.00	0.00	0.00	0.00	0.00	0.00	0.00	0.00	0.00	0.00	786,130.78	0.00	0.00	0.00	0.00	0.00	650,659.00	0.00	135,471.78	786,130.78	
NON-CASH DISBURSEMENTS	0.00	59,324.01	0.00	0.00	59,324.01	0.00	0.00	0.00	0.00	0.00	0.00	0.00	0.00	0.00	0.00	0.00	59,324.01	0.00	0.00	0.00	0.00	0.00	59,324.01	0.00	0.00	59,324.01	
Tax Remittance Advices Issued (TRA)	0.00	59,324.01	0.00	0.00	59,324.01	0.00	0.00	0.00	0.00	0.00	0.00	0.00	0.00	0.00	0.00	0.00	59,324.01	0.00	0.00	0.00	0.00	0.00	59,324.01	0.00	0.00	59,324.01	
Non-Cash Availment Authority (NCAA)	0.00	0.00	0.00	0.00	0.00	0.00	0.00	0.00	0.00	0.00	0.00	0.00	0.00	0.00	0.00	0.00	0.00	0.00	0.00	0.00	0.00	0.00	0.00	0.00	0.00	0.00	
Disbursements effected through outright deductions from claims (please specify...)	0.00	0.00	0.00	0.00	0.00	0.00	0.00	0.00	0.00	0.00	0.00	0.00	0.00	0.00	0.00	0.00	0.00	0.00	0.00	0.00	0.00	0.00	0.00	0.00	0.00	0.00	
Overpayment of expenses(e.g. personnel benefits)	0.00	0.00	0.00	0.00	0.00	0.00	0.00	0.00	0.00	0.00	0.00	0.00	0.00	0.00	0.00	0.00	0.00	0.00	0.00	0.00	0.00	0.00	0.00	0.00	0.00	0.00	
Restitution for loss of government property	0.00	0.00	0.00	0.00	0.00	0.00	0.00	0.00	0.00	0.00	0.00	0.00	0.00	0.00	0.00	0.00	0.00	0.00	0.00	0.00	0.00	0.00	0.00	0.00	0.00	0.00	
Liquidated damages and similar claims	0.00	0.00	0.00	0.00	0.00	0.00	0.00	0.00	0.00	0.00	0.00	0.00	0.00	0.00	0.00	0.00	0.00	0.00	0.00	0.00	0.00	0.00	0.00	0.00	0.00	0.00	
Others(TEF, BTr- Documentary Stamp Tax, etc.)	0.00	0.00	0.00	0.00	0.00	0.00	0.00	0.00	0.00	0.00	0.00	0.00	0.00	0.00	0.00	0.00	0.00	0.00	0.00	0.00	0.00	0.00	0.00	0.00	0.00	0.00	
<b>TOTAL NON-CASH DISBURSEMENTS</b>	0.00	59,324.01	0.00	0.00	59,324.01	0.00	0.00	0.00	0.00	0.00	0.00	0.00	0.00	0.00	0.00	0.00	59,324.01	0.00	0.00	0.00	0.00	0.00	59,324.01	0.00	0.00	59,324.01	
<b>GRAND TOTAL</b>	0.00	709,983.01	0.00	135,471.78	845,454.79	0.00	0.00	0.00	0.00	0.00	0.00	0.00	0.00	0.00	0.00	0.00	845,454.79	0.00	0.00	0.00	0.00	0.00	709,983.01	0.00	135,471.78	845,454.79	


**SUMMARY**

Particulars (1)	Previous Report (2)	This Month (3)	As at Date (4)
Total Disbursement Authorities Received	5,483,171.81	59,324.01	5,542,495.82
NCA	5,320,620.00	0.00	5,320,620.00
NTA	0.00	0.00	0.00
Working Fund	0.00	0.00	0.00
TRA	162,551.81	59,324.01	221,875.82
CDC	0.00	0.00	0.00
NCAA	0.00	0.00	0.00
Less: Notice of Transfer of Allocations (NTA)* issued	0.00	0.00	0.00
Total Disbursement Authorities Available	5,483,171.81	59,324.01	5,542,495.82
Less:	0.00	0.00	0.00
Lapsed NCA	651.23	1,108,215.61	1,108,866.84
Disbursements	3,588,174.19	845,454.79	4,433,628.98
Less: Other Non-Cash Disbursements	0.00	0.00	0.00
Disbursements effected through outright deductions from claims	0.00	0.00	0.00
Overpayment of expenses(e.g. personnel benefits)	0.00	0.00	0.00
Restitution for loss of government property	0.00	0.00	0.00
Liquidated damages and similar claims	0.00	0.00	0.00
Others (e.g. TEF, BTr, Docs Stamp, etc.)	0.00	0.00	0.00
Add/Less: Adjustments (e.g. cancelled/staled checks)	0.00	0.00	0.00
Balance of Disbursement Authorities as at date	1,894,346.39	(1,894,346.39)	0.00
Total Disbursements Program	5,483,171.81	59,324.01	5,542,495.82
Less: *Actual Disbursements	3,588,174.19	845,454.79	4,433,628.98
(Over)/Under spending	1,894,997.62	(786,130.78)	1,108,866.84

Notes: \* The use of NTA is discouraged

Notes: \*\* Amounts should tally with the grand total disbursement (column 27).

Certified Correct:

  
**IZEL D. BARDOLAZA, CPA**  
 Head, Accounting Unit  
 Office of the Director

Recommending Approval:

  
**AMELITA D. ORTIZ**  
 Assistant Director 

Approved By:

  
**NATIVIDAD Y. BERNARDINO**  
 OIC Director