

**MONTHLY REPORT OF DISBURSEMENTS**  
For the month of January 2022

Department: Department of Environment and Natural Resources (DENR)  
 Agency/Entity: Office of the Secretary  
 Operating Unit: Biodiversity Management Bureau (BMB)  
 Organization Code (UACS): 10 001 0200003  
 Fund Cluster: 01 Regular Agency Fund


Particulars	Current Year Budget					Prior Year's Budget											SUB-TOTAL	Trust Liabilities				Grand Total					Remarks	
	PS	MOOE	FinEx	CO	TOTAL	Prior Year's Accounts Payable					Current Year's Accounts Payable					TOTAL		PS	MOOE	CO	TOTAL	PS	MOOE	FinEx	CO	TOTAL		
						PS	MOOE	FinEx	CO	Sub-Total	PS	MOOE	FinEx	CO	Sub-Total													
						7	8	9	10	11=(7+8+9+10)	12	13	14	15	16=(12+13+14+15)													17=(11+16)
1	2	3	4	5	6=(2+3+4+5)	7	8	9	10	11=(7+8+9+10)	12	13	14	15	16=(12+13+14+15)	17=(11+16)	18=(6+17)	19	20	21	22=(19+20+21)	23	24	25	26	27=(23+24+25+26)	28	
CASH DISBURSEMENTS	4,919,660.63	1,120,301.80	0.00	0.00	6,039,962.43	0.00	0.00	0.00	0.00	0.00	0.00	0.00	0.00	0.00	0.00	0.00	0.00	6,039,962.43	0.00	0.00	0.00	0.00	4,919,660.63	1,120,301.80	0.00	0.00	6,039,962.43	
Notice of Cash Allocation (NCA)	4,919,660.63	1,120,301.80	0.00	0.00	6,039,962.43	0.00	0.00	0.00	0.00	0.00	0.00	0.00	0.00	0.00	0.00	0.00	0.00	6,039,962.43	0.00	0.00	0.00	0.00	4,919,660.63	1,120,301.80	0.00	0.00	6,039,962.43	
MDS Checks Issued	32,500.00	300,106.96	0.00	0.00	332,606.96	0.00	0.00	0.00	0.00	0.00	0.00	0.00	0.00	0.00	0.00	0.00	0.00	332,606.96	0.00	0.00	0.00	0.00	32,500.00	300,106.96	0.00	0.00	332,606.96	
Advice to Debit Account	4,887,160.63	820,194.84	0.00	0.00	5,707,355.47	0.00	0.00	0.00	0.00	0.00	0.00	0.00	0.00	0.00	0.00	0.00	0.00	5,707,355.47	0.00	0.00	0.00	0.00	4,887,160.63	820,194.84	0.00	0.00	5,707,355.47	
Notice of Transfer Allocations (NTA)	0.00	0.00	0.00	0.00	0.00	0.00	0.00	0.00	0.00	0.00	0.00	0.00	0.00	0.00	0.00	0.00	0.00	0.00	0.00	0.00	0.00	0.00	0.00	0.00	0.00	0.00	0.00	
MDS Checks Issued	0.00	0.00	0.00	0.00	0.00	0.00	0.00	0.00	0.00	0.00	0.00	0.00	0.00	0.00	0.00	0.00	0.00	0.00	0.00	0.00	0.00	0.00	0.00	0.00	0.00	0.00	0.00	
Advice to Debit Account	0.00	0.00	0.00	0.00	0.00	0.00	0.00	0.00	0.00	0.00	0.00	0.00	0.00	0.00	0.00	0.00	0.00	0.00	0.00	0.00	0.00	0.00	0.00	0.00	0.00	0.00	0.00	
Working Fund for FAPs	0.00	0.00	0.00	0.00	0.00	0.00	0.00	0.00	0.00	0.00	0.00	0.00	0.00	0.00	0.00	0.00	0.00	0.00	0.00	0.00	0.00	0.00	0.00	0.00	0.00	0.00	0.00	
Cash Disbursement Ceiling (CDC)	0.00	0.00	0.00	0.00	0.00	0.00	0.00	0.00	0.00	0.00	0.00	0.00	0.00	0.00	0.00	0.00	0.00	0.00	0.00	0.00	0.00	0.00	0.00	0.00	0.00	0.00	0.00	
<b>TOTAL CASH DISBURSEMENTS</b>	<b>4,919,660.63</b>	<b>1,120,301.80</b>	<b>0.00</b>	<b>0.00</b>	<b>6,039,962.43</b>	<b>0.00</b>	<b>0.00</b>	<b>0.00</b>	<b>0.00</b>	<b>0.00</b>	<b>0.00</b>	<b>0.00</b>	<b>0.00</b>	<b>0.00</b>	<b>0.00</b>	<b>0.00</b>	<b>0.00</b>	<b>6,039,962.43</b>	<b>0.00</b>	<b>0.00</b>	<b>0.00</b>	<b>0.00</b>	<b>4,919,660.63</b>	<b>1,120,301.80</b>	<b>0.00</b>	<b>0.00</b>	<b>6,039,962.43</b>	
NON-CASH DISBURSEMENTS	387,219.20	654,166.66	0.00	0.00	1,041,385.86	0.00	0.00	0.00	0.00	0.00	0.00	0.00	0.00	0.00	0.00	0.00	0.00	1,041,385.86	0.00	0.00	0.00	0.00	387,219.20	654,166.66	0.00	0.00	1,041,385.86	
Tax Remittance Advices Issued (TRA)	387,219.20	654,166.66	0.00	0.00	1,041,385.86	0.00	0.00	0.00	0.00	0.00	0.00	0.00	0.00	0.00	0.00	0.00	0.00	1,041,385.86	0.00	0.00	0.00	0.00	387,219.20	654,166.66	0.00	0.00	1,041,385.86	
Non-Cash Availment Authority (NCAA)	0.00	0.00	0.00	0.00	0.00	0.00	0.00	0.00	0.00	0.00	0.00	0.00	0.00	0.00	0.00	0.00	0.00	0.00	0.00	0.00	0.00	0.00	0.00	0.00	0.00	0.00	0.00	
Disbursements effected through outright deductions from claims (please specify...)	0.00	0.00	0.00	0.00	0.00	0.00	0.00	0.00	0.00	0.00	0.00	0.00	0.00	0.00	0.00	0.00	0.00	0.00	0.00	0.00	0.00	0.00	0.00	0.00	0.00	0.00	0.00	
Overpayment of expenses(e.g. personnel benefits)	0.00	0.00	0.00	0.00	0.00	0.00	0.00	0.00	0.00	0.00	0.00	0.00	0.00	0.00	0.00	0.00	0.00	0.00	0.00	0.00	0.00	0.00	0.00	0.00	0.00	0.00	0.00	
Restitution for loss of government property	0.00	0.00	0.00	0.00	0.00	0.00	0.00	0.00	0.00	0.00	0.00	0.00	0.00	0.00	0.00	0.00	0.00	0.00	0.00	0.00	0.00	0.00	0.00	0.00	0.00	0.00	0.00	
Liquidated damages and similar claims	0.00	0.00	0.00	0.00	0.00	0.00	0.00	0.00	0.00	0.00	0.00	0.00	0.00	0.00	0.00	0.00	0.00	0.00	0.00	0.00	0.00	0.00	0.00	0.00	0.00	0.00	0.00	
Others(TEF, BTR-Documentary Stamp Tax, etc.)	0.00	0.00	0.00	0.00	0.00	0.00	0.00	0.00	0.00	0.00	0.00	0.00	0.00	0.00	0.00	0.00	0.00	0.00	0.00	0.00	0.00	0.00	0.00	0.00	0.00	0.00	0.00	
<b>TOTAL NON-CASH DISBURSEMENTS</b>	<b>387,219.20</b>	<b>654,166.66</b>	<b>0.00</b>	<b>0.00</b>	<b>1,041,385.86</b>	<b>0.00</b>	<b>0.00</b>	<b>0.00</b>	<b>0.00</b>	<b>0.00</b>	<b>0.00</b>	<b>0.00</b>	<b>0.00</b>	<b>0.00</b>	<b>0.00</b>	<b>0.00</b>	<b>0.00</b>	<b>1,041,385.86</b>	<b>0.00</b>	<b>0.00</b>	<b>0.00</b>	<b>0.00</b>	<b>387,219.20</b>	<b>654,166.66</b>	<b>0.00</b>	<b>0.00</b>	<b>1,041,385.86</b>	
<b>GRAND TOTAL</b>	<b>5,306,879.83</b>	<b>1,774,468.46</b>	<b>0.00</b>	<b>0.00</b>	<b>7,081,348.29</b>	<b>0.00</b>	<b>0.00</b>	<b>0.00</b>	<b>0.00</b>	<b>0.00</b>	<b>0.00</b>	<b>0.00</b>	<b>0.00</b>	<b>0.00</b>	<b>0.00</b>	<b>0.00</b>	<b>0.00</b>	<b>7,081,348.29</b>	<b>0.00</b>	<b>0.00</b>	<b>0.00</b>	<b>0.00</b>	<b>5,306,879.83</b>	<b>1,774,468.46</b>	<b>0.00</b>	<b>0.00</b>	<b>7,081,348.29</b>	

**SUMMARY**

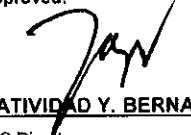
Particulars (1)	Previous Report (2)	This Month (3)	As at Date (4)
Total Disbursement Authorities Received	0.00	15,121,385.86	15,121,385.86
NCA	0.00	13,359,000.00	13,359,000.00
NTA	0.00	721,000.00	721,000.00
Working Fund	0.00	0.00	0.00
TRA	0.00	1,041,385.86	1,041,385.86
CDC	0.00	0.00	0.00
NCAA	0.00	0.00	0.00
Less: Notice of Transfer of Allocations (NTA)* issued	0.00	0.00	0.00
Total Disbursement Authorities Available	0.00	15,121,385.86	15,121,385.86
Less:	0.00	0.00	0.00
Lapsed NCA	0.00	0.00	0.00
Disbursements	0.00	7,081,348.29	7,081,348.29
Less: Other Non-Cash Disbursements	0.00	0.00	0.00
Disbursements effected through outright deductions from claims	0.00	0.00	0.00
Overpayment of expenses(e.g. personnel benefits)	0.00	0.00	0.00
Restitution for loss of government property	0.00	0.00	0.00
Liquidated damages and similar claims	0.00	0.00	0.00
Others (e.g. TEF, BTr, Docs Stamp, etc.)	0.00	0.00	0.00
Add/Less: Adjustments (e.g. cancelled/staled checks)	0.00	0.00	0.00
Balance of Disbursement Authorities as at date	0.00	8,040,037.57	8,040,037.57
Total Disbursements Program	0.00	15,121,385.86	15,121,385.86
Less: *Actual Disbursements	0.00	7,081,348.29	7,081,348.29
(Over)/Under spending	0.00	8,040,037.57	8,040,037.57

Notes: \* The use of NTA is discouraged

Notes: \*\* Amounts should tally with the grand total disbursemnt (column 27).

Certified Correct:   
**IZEL D. IBARROLAZA, CPA**  
 Head, Accounting Unit  
 Office of the Director  
 Date:

Recommending Approval:  
  
**AMELITA D. ORTIZ**  
 Assistant Director  
 Date:

Approved:  
  
**NATIVIDAD Y. BERNARDINO**  
 OIC Director  
 Date:

**MONTHLY REPORT OF DISBURSEMENTS**  
For the month of February 2022

Department  
Agency/Entity  
Operating Unit  
Organization Code (UACS)  
Fund Cluster

Department of Environment and Natural Resources (DENR)  
Office of the Secretary  
Biodiversity Management Bureau (BMB)  
10 001 0200003  
01 Regular Agency Fund

Particulars	Current Year Budget					Prior Year's Budget										SUB-TOTAL	Trust Liabilities				Grand Total					Remarks												
	PS	MOOE	FinEx	CO	TOTAL	Prior Year's Accounts Payable					Current Year's Accounts Payable						TOTAL	PS	MOOE	CO	TOTAL	PS	MOOE	FinEx	CO		TOTAL											
						PS	MOOE	FinEx	CO	Sub-Total	PS	MOOE	FinEx	CO	Sub-Total													17=(11+16)	18=(6+17)	19	20	21	22=(19+20+21)	23	24	25	26	27=(23+24+25+26)
1	2	3	4	5	6=(2+3+4+5)	7	8	9	10	11=(7+8+9+10)	12	13	14	15	16=(12+13+14+15)	17=(11+16)	18=(6+17)	19	20	21	22=(19+20+21)	23	24	25	26	27=(23+24+25+26)	28											
CASH DISBURSEMENTS	6,124,187.43	14,317,947.43	0.00	0.00	20,442,134.86	0.00	0.00	0.00	760,507.98	760,507.98	0.00	0.00	0.00	0.00	0.00	760,507.98	21,202,642.84	0.00	0.00	0.00	0.00	6,124,187.43	14,317,947.43	0.00	760,507.98	21,202,642.84												
Notice of Cash Allocation (NCA)	6,124,187.43	14,317,947.43	0.00	0.00	20,442,134.86	0.00	0.00	0.00	760,507.98	760,507.98	0.00	0.00	0.00	0.00	0.00	760,507.98	21,202,642.84	0.00	0.00	0.00	0.00	6,124,187.43	14,317,947.43	0.00	760,507.98	21,202,642.84												
MDS Checks Issued	167,382.98	894,420.97	0.00	0.00	1,061,803.95	0.00	0.00	0.00	0.00	0.00	0.00	0.00	0.00	0.00	0.00	0.00	1,061,803.95	0.00	0.00	0.00	0.00	167,382.98	894,420.97	0.00	0.00	1,061,803.95												
Advice to Debit Account	5,956,804.45	13,423,526.46	0.00	0.00	19,380,330.91	0.00	0.00	0.00	760,507.98	760,507.98	0.00	0.00	0.00	0.00	0.00	760,507.98	20,140,838.89	0.00	0.00	0.00	0.00	5,956,804.45	13,423,526.46	0.00	760,507.98	20,140,838.89												
Notice of Transfer Allocations (NTA)	0.00	0.00	0.00	0.00	0.00	0.00	0.00	0.00	0.00	0.00	0.00	0.00	0.00	0.00	0.00	0.00	0.00	0.00	0.00	0.00	0.00	0.00	0.00	0.00	0.00	0.00	0.00											
MDS Checks Issued	0.00	0.00	0.00	0.00	0.00	0.00	0.00	0.00	0.00	0.00	0.00	0.00	0.00	0.00	0.00	0.00	0.00	0.00	0.00	0.00	0.00	0.00	0.00	0.00	0.00	0.00	0.00	0.00										
Advice to Debit Account	0.00	0.00	0.00	0.00	0.00	0.00	0.00	0.00	0.00	0.00	0.00	0.00	0.00	0.00	0.00	0.00	0.00	0.00	0.00	0.00	0.00	0.00	0.00	0.00	0.00	0.00	0.00	0.00										
Working Fund for FAPs	0.00	0.00	0.00	0.00	0.00	0.00	0.00	0.00	0.00	0.00	0.00	0.00	0.00	0.00	0.00	0.00	0.00	0.00	0.00	0.00	0.00	0.00	0.00	0.00	0.00	0.00	0.00	0.00										
Cash Disbursement Ceiling (CDC)	0.00	0.00	0.00	0.00	0.00	0.00	0.00	0.00	0.00	0.00	0.00	0.00	0.00	0.00	0.00	0.00	0.00	0.00	0.00	0.00	0.00	0.00	0.00	0.00	0.00	0.00	0.00	0.00										
<b>TOTAL CASH DISBURSEMENTS</b>	6,124,187.43	14,317,947.43	0.00	0.00	20,442,134.86	0.00	0.00	0.00	760,507.98	760,507.98	0.00	0.00	0.00	0.00	0.00	760,507.98	21,202,642.84	0.00	0.00	0.00	0.00	6,124,187.43	14,317,947.43	0.00	760,507.98	21,202,642.84												
NON-CASH DISBURSEMENTS	380,566.05	255,943.29	0.00	0.00	636,509.34	0.00	0.00	0.00	0.00	0.00	0.00	0.00	0.00	0.00	0.00	0.00	636,509.34	0.00	0.00	0.00	0.00	380,566.05	255,943.29	0.00	0.00	636,509.34												
Tax Remittance Advices Issued (TRA)	380,566.05	255,943.29	0.00	0.00	636,509.34	0.00	0.00	0.00	0.00	0.00	0.00	0.00	0.00	0.00	0.00	0.00	636,509.34	0.00	0.00	0.00	0.00	380,566.05	255,943.29	0.00	0.00	636,509.34												
Non-Cash Availment Authority (NCAA)	0.00	0.00	0.00	0.00	0.00	0.00	0.00	0.00	0.00	0.00	0.00	0.00	0.00	0.00	0.00	0.00	0.00	0.00	0.00	0.00	0.00	0.00	0.00	0.00	0.00	0.00	0.00	0.00										
Disbursements effected through outright deductions from claims (please specify...)	0.00	0.00	0.00	0.00	0.00	0.00	0.00	0.00	0.00	0.00	0.00	0.00	0.00	0.00	0.00	0.00	0.00	0.00	0.00	0.00	0.00	0.00	0.00	0.00	0.00	0.00	0.00	0.00										
Overpayment of expenses(e.g. personnel benefits)	0.00	0.00	0.00	0.00	0.00	0.00	0.00	0.00	0.00	0.00	0.00	0.00	0.00	0.00	0.00	0.00	0.00	0.00	0.00	0.00	0.00	0.00	0.00	0.00	0.00	0.00	0.00	0.00										
Restitution for loss of government property	0.00	0.00	0.00	0.00	0.00	0.00	0.00	0.00	0.00	0.00	0.00	0.00	0.00	0.00	0.00	0.00	0.00	0.00	0.00	0.00	0.00	0.00	0.00	0.00	0.00	0.00	0.00	0.00										
Liquidated damages and similar claims	0.00	0.00	0.00	0.00	0.00	0.00	0.00	0.00	0.00	0.00	0.00	0.00	0.00	0.00	0.00	0.00	0.00	0.00	0.00	0.00	0.00	0.00	0.00	0.00	0.00	0.00	0.00	0.00										
Others(TEF, BTr-Documentary Stamp Tax, etc.)	0.00	0.00	0.00	0.00	0.00	0.00	0.00	0.00	0.00	0.00	0.00	0.00	0.00	0.00	0.00	0.00	0.00	0.00	0.00	0.00	0.00	0.00	0.00	0.00	0.00	0.00	0.00	0.00										
<b>TOTAL NON-CASH DISBURSEMENTS</b>	380,566.05	255,943.29	0.00	0.00	636,509.34	0.00	0.00	0.00	0.00	0.00	0.00	0.00	0.00	0.00	0.00	0.00	636,509.34	0.00	0.00	0.00	0.00	380,566.05	255,943.29	0.00	0.00	636,509.34												
<b>GRAND TOTAL</b>	<b>6,504,753.48</b>	<b>14,573,890.72</b>	<b>0.00</b>	<b>0.00</b>	<b>21,078,644.20</b>	<b>0.00</b>	<b>0.00</b>	<b>0.00</b>	<b>760,507.98</b>	<b>760,507.98</b>	<b>0.00</b>	<b>0.00</b>	<b>0.00</b>	<b>0.00</b>	<b>0.00</b>	<b>760,507.98</b>	<b>21,839,152.18</b>	<b>0.00</b>	<b>0.00</b>	<b>0.00</b>	<b>0.00</b>	<b>6,504,753.48</b>	<b>14,573,890.72</b>	<b>0.00</b>	<b>760,507.98</b>	<b>21,839,152.18</b>												

**SUMMARY**

Particulars (1)	Previous Report (2)	This Month (3)	As at Date (4)
Total Disbursement Authorities Received	15,121,385.86	14,003,509.34	29,124,895.20
NCA	13,359,000.00	13,367,000.00	26,726,000.00
NTA	721,000.00	0.00	721,000.00
Working Fund	0.00	0.00	0.00
TRA	1,041,385.86	636,509.34	1,677,895.20
CDC	0.00	0.00	0.00
NCAA	0.00	0.00	0.00
Less: Notice of Transfer of Allocations (NTA)* issued	0.00	0.00	0.00
Total Disbursement Authorities Available	15,121,385.86	14,003,509.34	29,124,895.20
Less:	0.00	0.00	0.00
Lapsed NCA	0.00	0.00	0.00
Disbursements	7,081,348.29	21,839,152.18	28,920,500.47
Less: Other Non-Cash Disbursements	0.00	0.00	0.00
Disbursements effected through outright deductions from claims	0.00	0.00	0.00
Overpayment of expenses (e.g. personnel benefits)	0.00	0.00	0.00
Restitution for loss of government property	0.00	0.00	0.00
Liquidated damages and similar claims	0.00	0.00	0.00
Others (e.g. TEF, BTr, Docs Stamp, etc.)	0.00	0.00	0.00
Add/Less: Adjustments (e.g. cancelled/staled checks)	0.00	0.00	0.00
Balance of Disbursement Authorities as at date	8,040,037.57	(7,835,642.84)	204,394.73
Total Disbursements Program	15,121,385.86	14,003,509.34	29,124,895.20
Less: *Actual Disbursements	7,081,348.29	21,839,152.18	28,920,500.47
(Over)/Under spending	8,040,037.57	(7,835,642.84)	204,394.73


Notes: \* The use of NTA is discouraged

Notes: \*\* Amounts should tally with the grand total disbursement (column 27).

Certified Correct:

*[Signature]*  
**IZEL D. IBARDOLAZA, CPA**  
 Head, Accounting Unit  
 Office of the Director

Date:



Approved:

*[Signature]*  
**AMELITA D.J. ORTIZ**  
 Assistant Director

Date:

**MONTHLY REPORT OF DISBURSEMENTS**  
For the month of March 2022

Department: Department of Environment and Natural Resources (DENR)  
 Agency/Entity: Office of the Secretary  
 Operating Unit: Biodiversity Management Bureau (BMB)  
 Organization Code (UACS): 10 001 0200003  
 Fund Cluster: 01 Regular Agency Fund

Particulars	Current Year Budget					Prior Year's Budget											SUB-TOTAL	Trust Liabilities				Grand Total					Remarks
	PS	MOOE	FinEx	CO	TOTAL	Prior Year's Accounts Payable					Current Year's Accounts Payable					TOTAL		PS	MOOE	CO	TOTAL	PS	MOOE	FinEx	CO	TOTAL	
						PS	MOOE	FinEx	CO	Sub-Total	PS	MOOE	FinEx	CO	Sub-Total												
CASH DISBURSEMENTS	7,328,511.83	12,512,502.46	0.00	0.00	19,841,014.29	0.00	0.00	0.00	826,520.20	826,520.20	0.00	0.00	0.00	0.00	0.00	826,520.20	20,667,534.49	0.00	0.00	0.00	0.00	7,328,511.83	12,512,502.46	0.00	826,520.20	20,667,534.49	
Notice of Cash Allocation (NCA)	7,328,511.83	12,512,502.46	0.00	0.00	19,841,014.29	0.00	0.00	0.00	826,520.20	826,520.20	0.00	0.00	0.00	0.00	0.00	826,520.20	20,667,534.49	0.00	0.00	0.00	0.00	7,328,511.83	12,512,502.46	0.00	826,520.20	20,667,534.49	
MDS Checks Issued	374,083.61	1,091,166.73	0.00	0.00	1,465,250.34	0.00	0.00	0.00	0.00	0.00	0.00	0.00	0.00	0.00	0.00	0.00	1,465,250.34	0.00	0.00	0.00	0.00	374,083.61	1,091,166.73	0.00	0.00	1,465,250.34	
Advice to Debit Account	6,954,428.22	11,421,335.73	0.00	0.00	18,375,763.95	0.00	0.00	0.00	826,520.20	826,520.20	0.00	0.00	0.00	0.00	0.00	826,520.20	19,202,284.15	0.00	0.00	0.00	0.00	6,954,428.22	11,421,335.73	0.00	826,520.20	19,202,284.15	
Notice of Transfer Allocations (NTA)	0.00	0.00	0.00	0.00	0.00	0.00	0.00	0.00	0.00	0.00	0.00	0.00	0.00	0.00	0.00	0.00	0.00	0.00	0.00	0.00	0.00	0.00	0.00	0.00	0.00	0.00	0.00
MDS Checks Issued	0.00	0.00	0.00	0.00	0.00	0.00	0.00	0.00	0.00	0.00	0.00	0.00	0.00	0.00	0.00	0.00	0.00	0.00	0.00	0.00	0.00	0.00	0.00	0.00	0.00	0.00	0.00
Advice to Debit Account	0.00	0.00	0.00	0.00	0.00	0.00	0.00	0.00	0.00	0.00	0.00	0.00	0.00	0.00	0.00	0.00	0.00	0.00	0.00	0.00	0.00	0.00	0.00	0.00	0.00	0.00	0.00
Working Fund for FAPs	0.00	0.00	0.00	0.00	0.00	0.00	0.00	0.00	0.00	0.00	0.00	0.00	0.00	0.00	0.00	0.00	0.00	0.00	0.00	0.00	0.00	0.00	0.00	0.00	0.00	0.00	0.00
Cash Disbursement Ceiling (CDC)	0.00	0.00	0.00	0.00	0.00	0.00	0.00	0.00	0.00	0.00	0.00	0.00	0.00	0.00	0.00	0.00	0.00	0.00	0.00	0.00	0.00	0.00	0.00	0.00	0.00	0.00	0.00
<b>TOTAL CASH DISBURSEMENTS</b>	7,328,511.83	12,512,502.46	0.00	0.00	19,841,014.29	0.00	0.00	0.00	826,520.20	826,520.20	0.00	0.00	0.00	0.00	0.00	826,520.20	20,667,534.49	0.00	0.00	0.00	0.00	7,328,511.83	12,512,502.46	0.00	826,520.20	20,667,534.49	
NON-CASH DISBURSEMENTS	333,455.79	494,276.99	0.00	0.00	827,732.78	0.00	0.00	0.00	0.00	0.00	0.00	0.00	0.00	0.00	0.00	0.00	827,732.78	0.00	0.00	0.00	0.00	333,455.79	494,276.99	0.00	0.00	827,732.78	
Tax Remittance Advices Issued (TRA)	333,455.79	494,276.99	0.00	0.00	827,732.78	0.00	0.00	0.00	0.00	0.00	0.00	0.00	0.00	0.00	0.00	0.00	827,732.78	0.00	0.00	0.00	0.00	333,455.79	494,276.99	0.00	0.00	827,732.78	
Non-Cash Availment Authority (NCAA)	0.00	0.00	0.00	0.00	0.00	0.00	0.00	0.00	0.00	0.00	0.00	0.00	0.00	0.00	0.00	0.00	0.00	0.00	0.00	0.00	0.00	0.00	0.00	0.00	0.00	0.00	0.00
Disbursements effected through outright deductions from claims (please specify...)	0.00	0.00	0.00	0.00	0.00	0.00	0.00	0.00	0.00	0.00	0.00	0.00	0.00	0.00	0.00	0.00	0.00	0.00	0.00	0.00	0.00	0.00	0.00	0.00	0.00	0.00	0.00
Overpayment of expenses(e.g. personnel benefits)	0.00	0.00	0.00	0.00	0.00	0.00	0.00	0.00	0.00	0.00	0.00	0.00	0.00	0.00	0.00	0.00	0.00	0.00	0.00	0.00	0.00	0.00	0.00	0.00	0.00	0.00	0.00
Restitution for loss of government property	0.00	0.00	0.00	0.00	0.00	0.00	0.00	0.00	0.00	0.00	0.00	0.00	0.00	0.00	0.00	0.00	0.00	0.00	0.00	0.00	0.00	0.00	0.00	0.00	0.00	0.00	0.00
Liquidated damages and similar claims	0.00	0.00	0.00	0.00	0.00	0.00	0.00	0.00	0.00	0.00	0.00	0.00	0.00	0.00	0.00	0.00	0.00	0.00	0.00	0.00	0.00	0.00	0.00	0.00	0.00	0.00	0.00
Others(TEF, BTr-Documentary Stamp Tax, etc.)	0.00	0.00	0.00	0.00	0.00	0.00	0.00	0.00	0.00	0.00	0.00	0.00	0.00	0.00	0.00	0.00	0.00	0.00	0.00	0.00	0.00	0.00	0.00	0.00	0.00	0.00	0.00
<b>TOTAL NON-CASH DISBURSEMENTS</b>	333,455.79	494,276.99	0.00	0.00	827,732.78	0.00	0.00	0.00	0.00	0.00	0.00	0.00	0.00	0.00	0.00	0.00	827,732.78	0.00	0.00	0.00	0.00	333,455.79	494,276.99	0.00	0.00	827,732.78	
<b>GRAND TOTAL</b>	7,661,967.62	13,006,779.45	0.00	0.00	20,668,747.07	0.00	0.00	0.00	826,520.20	826,520.20	0.00	0.00	0.00	0.00	0.00	826,520.20	21,495,267.27	0.00	0.00	0.00	0.00	7,661,967.62	13,006,779.45	0.00	826,520.20	21,495,267.27	

**SUMMARY**

Particulars (1)	Previous Report (2)	This Month (3)	As at Date (4)
Total Disbursement Authorities Received	29,124,895.20	21,291,114.78	50,416,009.98
NCA	26,726,000.00	12,908,000.00	39,634,000.00
NTA	721,000.00	7,555,382.00	8,276,382.00
Working Fund	0.00	0.00	0.00
TRA	1,677,895.20	827,732.78	2,505,627.98
CDC	0.00	0.00	0.00
NCAA	0.00	0.00	0.00
Less: Notice of Transfer of Allocations (NTA)* issued	0.00	0.00	0.00
<b>Total Disbursement Authorities Available</b>	<b>29,124,895.20</b>	<b>21,291,114.78</b>	<b>50,416,009.98</b>
Less:	0.00	0.00	0.00
Lapsed NCA	0.00	242.24	242.24
Disbursements	28,920,500.47	21,495,267.27	50,415,767.74
Less: Other Non-Cash Disbursements	0.00	0.00	0.00
Disbursements effected through outright deductions from claims	0.00	0.00	0.00
Overpayment of expenses(e.g. personnel benefits)	0.00	0.00	0.00
Restitution for loss of government property	0.00	0.00	0.00
Liquidated damages and similar claims	0.00	0.00	0.00
Others (e.g. TEF, BTr, Docs Stamp, etc.)	0.00	0.00	0.00
Add/Less: Adjustments (e.g. cancelled/staled checks)	0.00	0.00	0.00
Balance of Disbursement Authorities as at date	204,394.73	(204,394.73)	0.00
Total Disbursements Program	29,124,895.20	21,291,114.78	50,416,009.98
Less: *Actual Disbursements	28,920,500.47	21,495,267.27	50,415,767.74
(Over)/Under spending	204,394.73	(204,152.49)	242.24

Notes: \* The use of NTA is discouraged

Notes: \*\* Amounts should tally with the grand total disbursement (column 27).

Certified Correct:

**IZEL D. IBARDOLAZA, CPA**  
Head, Accounting Unit  
Office of the Director

Recommending Approval:

**AMELITA D. ORTIZ**  
Assistant Director

Approved:

**NATIVIDAD Y. BERNARDINO**  
OIC, Director

MONTHLY REPORT OF DISBURSEMENTS  
For the month of April 2022

Department: Department of Environment and Natural Resources (DENR)  
 Agency/Entity: Office of the Secretary  
 Operating Unit: Biodiversity Management Bureau (BMB)  
 Organization Code (UACS): 10 001 020003  
 Fund Cluster: 01 Regular Agency Fund

Particulars	Current Year Budget					Prior Year's Budget											SUB-TOTAL	Trust Liabilities				Grand Total					Remarks		
	PS	MOOE	FinEx	CO	TOTAL	Prior Year's Accounts Payable					Current Year's Accounts Payable					TOTAL		PS	MOOE	CO	TOTAL	PS	MOOE	FinEx	CO	TOTAL			
						PS	MOOE	FinEx	CO	Sub-Total	PS	MOOE	FinEx	CO	Sub-Total														
1	2	3	4	5	6=(2+3+4+5)	7	8	9	10	11=(7+8+9+10)	12	13	14	15	16=(12+13+14+15)	17=(11+16)	18=(6+17)	19	20	21	22=(19+20+21)	23	24	25	26	27=(23+24+25+26)	28		
CASH DISBURSEMENTS	6,437,017.65	17,715,438.52	0.00	1,503,863.65	25,656,319.82	0.00	0.00	0.00	0.00	0.00	0.00	0.00	0.00	0.00	0.00	0.00	25,656,319.82	0.00	0.00	0.00	0.00	6,437,017.65	17,715,438.52	0.00	1,503,863.65	25,656,319.82			
Notice of Cash Allocation (NCA)	6,437,017.65	17,715,438.52	0.00	1,503,863.65	25,656,319.82	0.00	0.00	0.00	0.00	0.00	0.00	0.00	0.00	0.00	0.00	0.00	25,656,319.82	0.00	0.00	0.00	0.00	6,437,017.65	17,715,438.52	0.00	1,503,863.65	25,656,319.82			
MDS Checks Issued	140,170.83	798,566.85	0.00	0.00	938,737.68	0.00	0.00	0.00	0.00	0.00	0.00	0.00	0.00	0.00	0.00	0.00	938,737.68	0.00	0.00	0.00	0.00	140,170.83	798,566.85	0.00	0.00	938,737.68			
Advice to Debit Account	8,296,846.82	16,916,871.67	0.00	1,503,863.65	24,717,582.14	0.00	0.00	0.00	0.00	0.00	0.00	0.00	0.00	0.00	0.00	0.00	24,717,582.14	0.00	0.00	0.00	0.00	6,296,846.82	16,916,871.67	0.00	1,503,863.65	24,717,582.14			
Notice of Transfer Allocations (NTA)	0.00	0.00	0.00	0.00	0.00	0.00	0.00	0.00	0.00	0.00	0.00	0.00	0.00	0.00	0.00	0.00	0.00	0.00	0.00	0.00	0.00	0.00	0.00	0.00	0.00	0.00	0.00		
MDS Checks Issued	0.00	0.00	0.00	0.00	0.00	0.00	0.00	0.00	0.00	0.00	0.00	0.00	0.00	0.00	0.00	0.00	0.00	0.00	0.00	0.00	0.00	0.00	0.00	0.00	0.00	0.00	0.00	0.00	
Advice to Debit Account	0.00	0.00	0.00	0.00	0.00	0.00	0.00	0.00	0.00	0.00	0.00	0.00	0.00	0.00	0.00	0.00	0.00	0.00	0.00	0.00	0.00	0.00	0.00	0.00	0.00	0.00	0.00	0.00	
Working Fund for FAPs	0.00	0.00	0.00	0.00	0.00	0.00	0.00	0.00	0.00	0.00	0.00	0.00	0.00	0.00	0.00	0.00	0.00	0.00	0.00	0.00	0.00	0.00	0.00	0.00	0.00	0.00	0.00	0.00	
Cash Disbursement Ceiling (CDC)	0.00	0.00	0.00	0.00	0.00	0.00	0.00	0.00	0.00	0.00	0.00	0.00	0.00	0.00	0.00	0.00	0.00	0.00	0.00	0.00	0.00	0.00	0.00	0.00	0.00	0.00	0.00	0.00	
<b>TOTAL CASH DISBURSEMENTS</b>	<b>6,437,017.65</b>	<b>17,715,438.52</b>	<b>0.00</b>	<b>1,503,863.65</b>	<b>25,656,319.82</b>	<b>0.00</b>	<b>0.00</b>	<b>0.00</b>	<b>0.00</b>	<b>0.00</b>	<b>0.00</b>	<b>0.00</b>	<b>0.00</b>	<b>0.00</b>	<b>0.00</b>	<b>0.00</b>	<b>25,656,319.82</b>	<b>0.00</b>	<b>0.00</b>	<b>0.00</b>	<b>0.00</b>	<b>6,437,017.65</b>	<b>17,715,438.52</b>	<b>0.00</b>	<b>1,503,863.65</b>	<b>25,656,319.82</b>			
NON-CASH DISBURSEMENTS	333,455.79	703,594.18	0.00	0.00	1,037,049.97	0.00	0.00	0.00	0.00	0.00	0.00	0.00	0.00	0.00	0.00	0.00	1,037,049.97	0.00	0.00	0.00	0.00	333,455.79	703,594.18	0.00	0.00	1,037,049.97			
Tax Remittance Advices Issued (TRA)	333,455.79	703,594.18	0.00	0.00	1,037,049.97	0.00	0.00	0.00	0.00	0.00	0.00	0.00	0.00	0.00	0.00	0.00	1,037,049.97	0.00	0.00	0.00	0.00	333,455.79	703,594.18	0.00	0.00	1,037,049.97			
Non-Cash Availment Authority (NCAA)	0.00	0.00	0.00	0.00	0.00	0.00	0.00	0.00	0.00	0.00	0.00	0.00	0.00	0.00	0.00	0.00	0.00	0.00	0.00	0.00	0.00	0.00	0.00	0.00	0.00	0.00	0.00	0.00	
Disbursements effected through outright deductions from claims (please specify...)	0.00	0.00	0.00	0.00	0.00	0.00	0.00	0.00	0.00	0.00	0.00	0.00	0.00	0.00	0.00	0.00	0.00	0.00	0.00	0.00	0.00	0.00	0.00	0.00	0.00	0.00	0.00	0.00	
Overpayment of expenses(e.g. personnel benefits)	0.00	0.00	0.00	0.00	0.00	0.00	0.00	0.00	0.00	0.00	0.00	0.00	0.00	0.00	0.00	0.00	0.00	0.00	0.00	0.00	0.00	0.00	0.00	0.00	0.00	0.00	0.00	0.00	
Restitution for loss of government property	0.00	0.00	0.00	0.00	0.00	0.00	0.00	0.00	0.00	0.00	0.00	0.00	0.00	0.00	0.00	0.00	0.00	0.00	0.00	0.00	0.00	0.00	0.00	0.00	0.00	0.00	0.00	0.00	
Liquidated damages and similar claims	0.00	0.00	0.00	0.00	0.00	0.00	0.00	0.00	0.00	0.00	0.00	0.00	0.00	0.00	0.00	0.00	0.00	0.00	0.00	0.00	0.00	0.00	0.00	0.00	0.00	0.00	0.00	0.00	
Others(TEF, BTR- Documentary Stamp Tax, etc.)	0.00	0.00	0.00	0.00	0.00	0.00	0.00	0.00	0.00	0.00	0.00	0.00	0.00	0.00	0.00	0.00	0.00	0.00	0.00	0.00	0.00	0.00	0.00	0.00	0.00	0.00	0.00	0.00	
<b>TOTAL NON-CASH DISBURSEMENTS</b>	<b>333,455.79</b>	<b>703,594.18</b>	<b>0.00</b>	<b>0.00</b>	<b>1,037,049.97</b>	<b>0.00</b>	<b>0.00</b>	<b>0.00</b>	<b>0.00</b>	<b>0.00</b>	<b>0.00</b>	<b>0.00</b>	<b>0.00</b>	<b>0.00</b>	<b>0.00</b>	<b>0.00</b>	<b>1,037,049.97</b>	<b>0.00</b>	<b>0.00</b>	<b>0.00</b>	<b>0.00</b>	<b>333,455.79</b>	<b>703,594.18</b>	<b>0.00</b>	<b>0.00</b>	<b>1,037,049.97</b>			
<b>GRAND TOTAL</b>	<b>6,770,473.44</b>	<b>18,419,032.70</b>	<b>0.00</b>	<b>1,503,863.65</b>	<b>26,693,369.79</b>	<b>0.00</b>	<b>0.00</b>	<b>0.00</b>	<b>0.00</b>	<b>0.00</b>	<b>0.00</b>	<b>0.00</b>	<b>0.00</b>	<b>0.00</b>	<b>0.00</b>	<b>0.00</b>	<b>26,693,369.79</b>	<b>0.00</b>	<b>0.00</b>	<b>0.00</b>	<b>0.00</b>	<b>6,770,473.44</b>	<b>18,419,032.70</b>	<b>0.00</b>	<b>1,503,863.65</b>	<b>26,693,369.79</b>			

**SUMMARY**

Particulars (1)	Previous Report (2)	This Month (3)	As at Date (4)
Total Disbursement Authorities Received	50,416,009.98	54,250,049.97	104,666,059.95
NCA	39,634,000.00	52,690,000.00	92,324,000.00
NTA	8,276,382.00	523,000.00	8,799,382.00
Working Fund	0.00	0.00	0.00
TRA	2,505,627.98	1,037,049.97	3,542,677.95
CDC	0.00	0.00	0.00
NCAA	0.00	0.00	0.00
Less: Notice of Transfer of Allocations (NTA)* issued	0.00	3,382,385.00	3,382,385.00
<b>Total Disbursement Authorities Available</b>	<b>50,416,009.98</b>	<b>50,867,664.97</b>	<b>101,283,674.95</b>
Less:	0.00	0.00	0.00
Lapsed NCA	242.24	0.00	242.24
<b>Disbursements</b>	<b>50,415,767.74</b>	<b>26,693,369.79</b>	<b>77,109,137.53</b>
Less: Other Non-Cash Disbursements	0.00	0.00	0.00
Disbursements effected through outright deductions from claims	0.00	0.00	0.00
Overpayment of expenses(e.g. personnel benefits)	0.00	0.00	0.00
Restitution for loss of government property	0.00	0.00	0.00
Liquidated damages and similar claims	0.00	0.00	0.00
Others (e.g. TEF, BTr, Docs Stamp, etc.)	0.00	0.00	0.00
Add/Less: Adjustments (e.g. cancelled/staled checks)	0.00	0.00	0.00
<b>Balance of Disbursement Authorities as at date</b>	<b>0.00</b>	<b>24,174,295.18</b>	<b>24,174,295.18</b>
<b>Total Disbursements Program</b>	<b>50,416,009.98</b>	<b>50,867,664.97</b>	<b>101,283,674.95</b>
<b>Less: *Actual Disbursements</b>	<b>50,415,767.74</b>	<b>26,693,369.79</b>	<b>77,109,137.53</b>
<b>(Over)/Under spending</b>	<b>242.24</b>	<b>24,174,295.18</b>	<b>24,174,537.42</b>

Notes: \* The use of NTA is discouraged

Notes: \*\* Amounts should tally with the grand total disbursement (column 27).

Certified Correct:

**IZEL D. IBARDOLAZA, CPA**  
Head, Accounting Unit  
Office of the Director

Recommending Approval:

**AMELITA D. ORTIZ**  
Assistant Director

Approved:

**NATIVIDAD Y. BERNARDINO**  
OIC, Director



MONTHLY REPORT OF DISBURSEMENTS

For the month of May 2022

Department Department of Environment and Natural Resources (DENR)  
 Agency/Entity Office of the Secretary  
 Operating Unit Biodiversity Management Bureau (BMB)  
 Organization Code (UACS) 10 001 0200003  
 Fund Cluster 01 Regular Agency Fund

Particulars	Current Year Budget					Prior Year's Budget											SUB-TOTAL	Trust Liabilities				Grand Total					Remarks
	PS	MOOE	FinEx	CO	TOTAL	Prior Year's Accounts Payable					Current Year's Accounts Payable					TOT AL		PS	MO OE	CO	TOTA L	PS	MOOE	Fin Ex	CO	TOTAL	
						PS	MOOE	Fin Ex	CO	Sub-Total	PS	MOOE	Fin Ex	CO	Sub-Total												
1	2	3	4	5	6=(2+3+4+5)	7	8	9	10	11=(7+8+9)	12	13	14	15	16=(12+13+14+15)	17=(11+16)	18=(6+17)	19	20	21	22=(19+20+21)	23	24	25	26	27=(23+24+25+26)	28
CASH DISBURSEMENTS	10,944,535.12	8,788,060.01	0.00	752,200.00	20,484,795.13	0.00	0.00	0.00	0.00	0.00	0.00	0.00	0.00	0.00	0.00	0.00	20,484,795.13	0.00	0.00	0.00	0.00	10,944,535.12	8,788,060.01	0.00	752,200.00	20,484,795.13	
Notice of Cash Allocation (NCA)	10,944,535.12	8,788,060.01	0.00	752,200.00	20,484,795.13	0.00	0.00	0.00	0.00	0.00	0.00	0.00	0.00	0.00	0.00	0.00	20,484,795.13	0.00	0.00	0.00	0.00	10,944,535.12	8,788,060.01	0.00	752,200.00	20,484,795.13	
MDS Checks Issued	241,150.58	893,691.31	0.00	0.00	1,134,841.89	0.00	0.00	0.00	0.00	0.00	0.00	0.00	0.00	0.00	0.00	0.00	1,134,841.89	0.00	0.00	0.00	0.00	241,150.58	893,691.31	0.00	0.00	1,134,841.89	
Advice to Debit Account	10,703,384.54	7,894,368.70	0.00	752,200.00	19,349,953.24	0.00	0.00	0.00	0.00	0.00	0.00	0.00	0.00	0.00	0.00	0.00	19,349,953.24	0.00	0.00	0.00	0.00	10,703,384.54	7,894,368.70	0.00	752,200.00	19,349,953.24	
Notice of Transfer Allocations (NTA)	0.00	0.00	0.00	0.00	0.00	0.00	0.00	0.00	0.00	0.00	0.00	0.00	0.00	0.00	0.00	0.00	0.00	0.00	0.00	0.00	0.00	0.00	0.00	0.00	0.00	0.00	
MDS Checks Issued	0.00	0.00	0.00	0.00	0.00	0.00	0.00	0.00	0.00	0.00	0.00	0.00	0.00	0.00	0.00	0.00	0.00	0.00	0.00	0.00	0.00	0.00	0.00	0.00	0.00	0.00	
Advice to Debit Account	0.00	0.00	0.00	0.00	0.00	0.00	0.00	0.00	0.00	0.00	0.00	0.00	0.00	0.00	0.00	0.00	0.00	0.00	0.00	0.00	0.00	0.00	0.00	0.00	0.00	0.00	
Working Fund for FAPs	0.00	0.00	0.00	0.00	0.00	0.00	0.00	0.00	0.00	0.00	0.00	0.00	0.00	0.00	0.00	0.00	0.00	0.00	0.00	0.00	0.00	0.00	0.00	0.00	0.00	0.00	
Cash Disbursement Ceiling (CDC)	0.00	0.00	0.00	0.00	0.00	0.00	0.00	0.00	0.00	0.00	0.00	0.00	0.00	0.00	0.00	0.00	0.00	0.00	0.00	0.00	0.00	0.00	0.00	0.00	0.00	0.00	
<b>TOTAL CASH DISBURSEMENTS</b>	10,944,535.12	8,788,060.01	0.00	752,200.00	20,484,795.13	0.00	0.00	0.00	0.00	0.00	0.00	0.00	0.00	0.00	0.00	0.00	20,484,795.13	0.00	0.00	0.00	0.00	10,944,535.12	8,788,060.01	0.00	752,200.00	20,484,795.13	
NON-CASH DISBURSEMENTS	348,981.71	722,214.02	0.00	0.00	1,071,195.73	0.00	0.00	0.00	0.00	0.00	0.00	0.00	0.00	0.00	0.00	0.00	1,071,195.73	0.00	0.00	0.00	0.00	348,981.71	722,214.02	0.00	0.00	1,071,195.73	
Tax Remittance Advices Issued (TRA)	348,981.71	722,214.02	0.00	0.00	1,071,195.73	0.00	0.00	0.00	0.00	0.00	0.00	0.00	0.00	0.00	0.00	0.00	1,071,195.73	0.00	0.00	0.00	0.00	348,981.71	722,214.02	0.00	0.00	1,071,195.73	
Non-Cash Availment Authority (NCAA)	0.00	0.00	0.00	0.00	0.00	0.00	0.00	0.00	0.00	0.00	0.00	0.00	0.00	0.00	0.00	0.00	0.00	0.00	0.00	0.00	0.00	0.00	0.00	0.00	0.00	0.00	
Disbursements effected through outright deductions from claims (please specify...)	0.00	0.00	0.00	0.00	0.00	0.00	0.00	0.00	0.00	0.00	0.00	0.00	0.00	0.00	0.00	0.00	0.00	0.00	0.00	0.00	0.00	0.00	0.00	0.00	0.00	0.00	
Overpayment of expenses(e.g personnel benefits)	0.00	0.00	0.00	0.00	0.00	0.00	0.00	0.00	0.00	0.00	0.00	0.00	0.00	0.00	0.00	0.00	0.00	0.00	0.00	0.00	0.00	0.00	0.00	0.00	0.00	0.00	
Restitution for loss of government property	0.00	0.00	0.00	0.00	0.00	0.00	0.00	0.00	0.00	0.00	0.00	0.00	0.00	0.00	0.00	0.00	0.00	0.00	0.00	0.00	0.00	0.00	0.00	0.00	0.00	0.00	
Liquidated damages and similar claims	0.00	0.00	0.00	0.00	0.00	0.00	0.00	0.00	0.00	0.00	0.00	0.00	0.00	0.00	0.00	0.00	0.00	0.00	0.00	0.00	0.00	0.00	0.00	0.00	0.00	0.00	
Others(TEF, BTr-Documentary Stamp Tax, etc.)	0.00	0.00	0.00	0.00	0.00	0.00	0.00	0.00	0.00	0.00	0.00	0.00	0.00	0.00	0.00	0.00	0.00	0.00	0.00	0.00	0.00	0.00	0.00	0.00	0.00	0.00	
<b>TOTAL NON-CASH DISBURSEMENTS</b>	348,981.71	722,214.02	0.00	0.00	1,071,195.73	0.00	0.00	0.00	0.00	0.00	0.00	0.00	0.00	0.00	0.00	0.00	1,071,195.73	0.00	0.00	0.00	0.00	348,981.71	722,214.02	0.00	0.00	1,071,195.73	
<b>GRAND TOTAL</b>	<b>11,293,516.83</b>	<b>9,510,274.03</b>	<b>0.00</b>	<b>752,200.00</b>	<b>21,555,990.86</b>	<b>0.00</b>	<b>0.00</b>	<b>0.00</b>	<b>0.00</b>	<b>0.00</b>	<b>0.00</b>	<b>0.00</b>	<b>0.00</b>	<b>0.00</b>	<b>0.00</b>	<b>0.00</b>	<b>21,555,990.86</b>	<b>0.00</b>	<b>0.00</b>	<b>0.00</b>	<b>0.00</b>	<b>11,293,516.83</b>	<b>9,510,274.03</b>	<b>0.00</b>	<b>752,200.00</b>	<b>21,555,990.86</b>	

**SUMMARY**

Particulars (1)	Previous Report (2)	This Month (3)	As at Date (4)
Total Disbursement Authorities Received	51,453,059.95	54,284,195.73	105,737,255.68
NCA	39,634,000.00	52,690,000.00	92,324,000.00
NTA	8,276,382.00	523,000.00	8,799,382.00
Working Fund	0.00	0.00	0.00
TRA	3,542,677.95	1,071,195.73	4,613,873.68
CDC	0.00	0.00	0.00
NCAA	0.00	0.00	0.00
Less: Notice of Transfer of Allocations (NTA)* issued	0.00	3,382,385.00	3,382,385.00
Total Disbursement Authorities Available	51,453,059.95	50,901,810.73	102,354,870.68
Less:	0.00	0.00	0.00
Lapsed NCA	242.24	0.00	242.24
Disbursements	50,415,767.74	26,693,369.79	77,109,137.53
Less: Other Non-Cash Disbursements	0.00	0.00	0.00
Disbursements effected through outright deductions from claims	0.00	0.00	0.00
Overpayment of expenses(e.g. personnel benefits)	0.00	0.00	0.00
Restitution for loss of government property	0.00	0.00	0.00
Liquidated damages and similar claims	0.00	0.00	0.00
Others (e.g. TEF, BTr, Docs Stamp, etc.)	0.00	0.00	0.00
Add/Less: Adjustments (e.g. cancelled/staled checks)	0.00	0.00	0.00
Balance of Disbursement Authorities as at date	1,037,049.97	24,208,440.94	25,245,490.91
Total Disbursements Program	50,416,009.98	50,867,664.97	101,283,674.95
Less: *Actual Disbursements	50,415,767.74	26,693,369.79	77,109,137.53
(Over)/Under spending	242.24	24,174,295.18	24,174,537.42

Notes: \* The use of NTA is discouraged  
 Notes: \*\* Amounts should tally with the grand total disbursemnt

Certified Correct:

*Izel D. Ibarola*  
**IZEL D. IBARDOLAZA, CPA**  
 Head, Accounting Unit  
 Office of the Director

Recommending Approval:

*Amelita D. Ortiz*  
**AMELITA D. ORTIZ**  
 Assistant Director *dma*

Approved By:

*Natividad Y. Bernardino*  
**NATIVIDAD Y. BERNARDINO**  
 OIC, Director

BIODIVERSITY MANAGEMENT BUREAU  
 OFFICE OF THE AUDITOR  
 JUN 10 2022  
 RECEIVED BY: \_\_\_\_\_

MONTHLY REPORT OF DISBURSEMENTS

For the month of June 2022

Department: Department of Environment and Natural Resources (DENR)  
 Agency/Entity: Office of the Secretary  
 Operating Unit: Biodiversity Management Bureau (BMB)  
 Organization Code (UACS): 10 001 0200003  
 Fund Cluster: 01 Regular Agency Fund

Particulars	Current Year Budget					Prior Year's Budget											SUB-TOTAL	Trust Liabilities				Grand Total					Remarks					
	PS	MOOE	Fin Ex	CO	TOTAL	Prior Year's Accounts Payable					Current Year's Accounts Payable					TOTAL		PS	MOOE	CO	TOTAL	PS	MOOE	FinEx	CO	TOTAL						
						PS	MOOE	FinEx	CO	Sub-Total	PS	MOOE	FinEx	CO	Sub-Total													PS	MOOE	FinEx	CO	Sub-Total
						7	8	9	10	11=(7+8+9+10)	12	13	14	15	16=(12+13+14+15)													17=(11+16)	18=(6+17)	19	20	21
1	2	3	4	5	6=(2+3+4+5)	7	8	9	10	11=(7+8+9+10)	12	13	14	15	16=(12+13+14+15)	17=(11+16)	18=(6+17)	19	20	21	22=(19+20+21)	23	24	25	26	27=(23+24+25+26)	28					
CASH DISBURSEMENTS	6,512,796.16	16,131,694.88	0.00	16,927,714.28	39,572,205.32	0.00	0.00	0.00	0.00	0.00	0.00	0.00	0.00	0.00	0.00	0.00	39,572,205.32	0.00	0.00	0.00	0.00	6,512,796.16	16,131,694.88	0.00	16,927,714.28	39,572,205.32						
Notice of Cash Allocation (NCA)	6,512,796.16	16,131,694.88	0.00	16,927,714.28	39,572,205.32	0.00	0.00	0.00	0.00	0.00	0.00	0.00	0.00	0.00	0.00	0.00	39,572,205.32	0.00	0.00	0.00	0.00	6,512,796.16	16,131,694.88	0.00	16,927,714.28	39,572,205.32						
MDS Checks Issued	966,014.60	3,724,693.37	0.00	16,927,714.28	21,618,422.25	0.00	0.00	0.00	0.00	0.00	0.00	0.00	0.00	0.00	0.00	0.00	21,618,422.25	0.00	0.00	0.00	0.00	966,014.60	3,724,693.37	0.00	16,927,714.28	21,618,422.25						
Advice to Debit Account	5,546,781.56	12,407,001.51	0.00	0.00	17,953,783.07	0.00	0.00	0.00	0.00	0.00	0.00	0.00	0.00	0.00	0.00	0.00	17,953,783.07	0.00	0.00	0.00	0.00	5,546,781.56	12,407,001.51	0.00	0.00	17,953,783.07						
Notice of Transfer Allocations (NTA)	0.00	0.00	0.00	0.00	0.00	0.00	0.00	0.00	0.00	0.00	0.00	0.00	0.00	0.00	0.00	0.00	0.00	0.00	0.00	0.00	0.00	0.00	0.00	0.00	0.00	0.00	0.00					
<del>MDS Checks Issued</del>	<del>0.00</del>	<del>0.00</del>	<del>0.00</del>	<del>0.00</del>	<del>0.00</del>	<del>0.00</del>	<del>0.00</del>	<del>0.00</del>	<del>0.00</del>	<del>0.00</del>	<del>0.00</del>	<del>0.00</del>	<del>0.00</del>	<del>0.00</del>	<del>0.00</del>	<del>0.00</del>	<del>0.00</del>	<del>0.00</del>	<del>0.00</del>	<del>0.00</del>	<del>0.00</del>	<del>0.00</del>	<del>0.00</del>	<del>0.00</del>	<del>0.00</del>	<del>0.00</del>	<del>0.00</del>	<del>0.00</del>				
Advice to Debit Account	0.00	0.00	0.00	0.00	0.00	0.00	0.00	0.00	0.00	0.00	0.00	0.00	0.00	0.00	0.00	0.00	0.00	0.00	0.00	0.00	0.00	0.00	0.00	0.00	0.00	0.00	0.00	0.00				
Working Fund for FAPs	0.00	0.00	0.00	0.00	0.00	0.00	0.00	0.00	0.00	0.00	0.00	0.00	0.00	0.00	0.00	0.00	0.00	0.00	0.00	0.00	0.00	0.00	0.00	0.00	0.00	0.00	0.00	0.00				
Cash Disbursement Ceiling (CDC)	0.00	0.00	0.00	0.00	0.00	0.00	0.00	0.00	0.00	0.00	0.00	0.00	0.00	0.00	0.00	0.00	0.00	0.00	0.00	0.00	0.00	0.00	0.00	0.00	0.00	0.00	0.00	0.00				
<b>TOTAL CASH DISBURSEMENTS</b>	<b>6,512,796.16</b>	<b>16,131,694.88</b>	<b>0.00</b>	<b>16,927,714.28</b>	<b>39,572,205.32</b>	<b>0.00</b>	<b>0.00</b>	<b>0.00</b>	<b>0.00</b>	<b>0.00</b>	<b>0.00</b>	<b>0.00</b>	<b>0.00</b>	<b>0.00</b>	<b>0.00</b>	<b>0.00</b>	<b>39,572,205.32</b>	<b>0.00</b>	<b>0.00</b>	<b>0.00</b>	<b>0.00</b>	<b>6,512,796.16</b>	<b>16,131,694.88</b>	<b>0.00</b>	<b>16,927,714.28</b>	<b>39,572,205.32</b>						
NON-CASH DISBURSEMENTS	394,730.17	323,394.24	0.00	0.00	718,124.41	0.00	0.00	0.00	0.00	0.00	0.00	0.00	0.00	0.00	0.00	0.00	718,124.41	0.00	0.00	0.00	0.00	394,730.17	323,394.24	0.00	0.00	718,124.41						
Tax Remittance Advices Issued (TRA)	394,730.17	323,394.24	0.00	0.00	718,124.41	0.00	0.00	0.00	0.00	0.00	0.00	0.00	0.00	0.00	0.00	0.00	718,124.41	0.00	0.00	0.00	0.00	394,730.17	323,394.24	0.00	0.00	718,124.41						
Non-Cash Availment Authority (NCAA)	0.00	0.00	0.00	0.00	0.00	0.00	0.00	0.00	0.00	0.00	0.00	0.00	0.00	0.00	0.00	0.00	0.00	0.00	0.00	0.00	0.00	0.00	0.00	0.00	0.00	0.00	0.00					
Disbursements effected through outright deductions from claims (please specify...)	0.00	0.00	0.00	0.00	0.00	0.00	0.00	0.00	0.00	0.00	0.00	0.00	0.00	0.00	0.00	0.00	0.00	0.00	0.00	0.00	0.00	0.00	0.00	0.00	0.00	0.00	0.00					
Overpayment of expenses(e.g. personnel benefits)	0.00	0.00	0.00	0.00	0.00	0.00	0.00	0.00	0.00	0.00	0.00	0.00	0.00	0.00	0.00	0.00	0.00	0.00	0.00	0.00	0.00	0.00	0.00	0.00	0.00	0.00	0.00					
Restitution for loss of government property	0.00	0.00	0.00	0.00	0.00	0.00	0.00	0.00	0.00	0.00	0.00	0.00	0.00	0.00	0.00	0.00	0.00	0.00	0.00	0.00	0.00	0.00	0.00	0.00	0.00	0.00	0.00					
Liquidated damages and similar claims	0.00	0.00	0.00	0.00	0.00	0.00	0.00	0.00	0.00	0.00	0.00	0.00	0.00	0.00	0.00	0.00	0.00	0.00	0.00	0.00	0.00	0.00	0.00	0.00	0.00	0.00	0.00					
Others(TEF, BTr-Documentary Stamp Tax, etc.)	0.00	0.00	0.00	0.00	0.00	0.00	0.00	0.00	0.00	0.00	0.00	0.00	0.00	0.00	0.00	0.00	0.00	0.00	0.00	0.00	0.00	0.00	0.00	0.00	0.00	0.00	0.00					
<b>TOTAL NON-CASH DISBURSEMENTS</b>	<b>394,730.17</b>	<b>323,394.24</b>	<b>0.00</b>	<b>0.00</b>	<b>718,124.41</b>	<b>0.00</b>	<b>0.00</b>	<b>0.00</b>	<b>0.00</b>	<b>0.00</b>	<b>0.00</b>	<b>0.00</b>	<b>0.00</b>	<b>0.00</b>	<b>0.00</b>	<b>0.00</b>	<b>718,124.41</b>	<b>0.00</b>	<b>0.00</b>	<b>0.00</b>	<b>0.00</b>	<b>394,730.17</b>	<b>323,394.24</b>	<b>0.00</b>	<b>0.00</b>	<b>718,124.41</b>						
<b>GRAND TOTAL</b>	<b>6,907,526.33</b>	<b>16,455,089.12</b>	<b>0.00</b>	<b>16,927,714.28</b>	<b>40,290,329.73</b>	<b>0.00</b>	<b>0.00</b>	<b>0.00</b>	<b>0.00</b>	<b>0.00</b>	<b>0.00</b>	<b>0.00</b>	<b>0.00</b>	<b>0.00</b>	<b>0.00</b>	<b>0.00</b>	<b>40,290,329.73</b>	<b>0.00</b>	<b>0.00</b>	<b>0.00</b>	<b>0.00</b>	<b>6,907,526.33</b>	<b>16,455,089.12</b>	<b>0.00</b>	<b>16,927,714.28</b>	<b>40,290,329.73</b>						

**SUMMARY**

Particulars (1)	Previous Report (2)	This Month (3)	As at Date (4)
Total Disbursement Authorities Received	130,139,614.72	25,848,320.41	155,987,935.13
NCA	117,075,000.00	20,077,000.00	137,152,000.00
NTA	8,799,382.00	5,053,196.00	13,852,578.00
Working Fund	0.00	0.00	0.00
TRA	4,265,232.72	718,124.41	4,983,357.13
CDC	0.00	0.00	0.00
NCAA	0.00	0.00	0.00
Less: Notice of Transfer of Allocations (NTA)* issued	4,444,385.00	353,750.00	4,798,135.00
Total Disbursement Authorities Available	125,695,229.72	25,494,570.41	151,189,800.13
Less:	0.00	0.00	0.00
Lapsed NCA	242.24	12,582,740.73	12,582,982.97
Disbursements	98,316,487.43	40,290,329.73	138,606,817.16
Less: Other Non-Cash Disbursements	0.00	0.00	0.00
Disbursements effected through outright deductions from claims	0.00	0.00	0.00
Overpayment of expenses(e.g. personnel benefits)	0.00	0.00	0.00
Restitution for loss of government property	0.00	0.00	0.00
Liquidated damages and similar claims	0.00	0.00	0.00
Others (e.g. TEF, BTr, Docs Stamp, etc.)	0.00	0.00	0.00
Add/Less: Adjustments (e.g. cancelled/staled checks)	0.00	0.00	0.00
Balance of Disbursement Authorities as at date	27,378,500.05	(27,378,500.05)	0.00
Total Disbursements Program	125,695,229.72	25,494,570.41	151,189,800.13
Less: *Actual Disbursements	98,316,487.43	40,290,329.73	138,606,817.16
(Over)/Under spending	27,378,742.29	(14,795,759.32)	12,582,982.97

Notes: \* The use of NTA is discouraged  
 Notes: \*\* Amounts should tally with the grand total disbursemnt

Certified Correct:

IZEL D. IBARDOLAZA, CPA  
 Head, Accounting Unit,  
 Office of the Director

Approved By:

ARMIDA P. ANDRES  
 Chief, Ecosystems Management Specialist  
 In-Charge, Office of the Director, BMB

MONTHLY REPORT OF DISBURSEMENTS  
For the month of July 2022

Department  
Agency/Entity  
Operating Unit  
Organization Code (UACS)  
Fund Cluster

Department of Environment and Natural Resources (DENR)  
Office of the Secretary  
Biodiversity Management Bureau (BMB)  
10 001 0200003  
01 Regular Agency Fund

Particulars	Current Year Budget					Prior Year's Budget											SUB-TOTAL	Trust Liabilities				Grand Total					Remarks	
	PS	MOOE	FinEx	CO	TOTAL	Prior Year's Accounts Payable					Current Year's Accounts Payable					TOTAL		PS	MOOE	CO	TOTAL	PS	MOOE	FinEx	CO	TOTAL		
						PS	MOOE	FinEx	CO	Sub-Total	PS	MOOE	FinEx	CO	Sub-Total													
1	2	3	4	5	6=(2+3+4+5)	7	8	9	10	11=(7+8+9+10)	12	13	14	15	16=(12+13+14+15)	17=(11+16)	18=(6+17)	19	20	21	22=(19+20+21)	23	24	25	26	27=(23+24+25+26)	28	
CASH DISBURSEMENTS	7,890,018.41	7,816,472.28	0.00	0.00	15,706,490.69	0.00	0.00	0.00	0.00	0.00	0.00	0.00	0.00	0.00	0.00	0.00	15,706,490.69	0.00	0.00	0.00	0.00	7,890,018.41	7,816,472.28	0.00	0.00	15,706,490.69		
Notice of Cash Allocation (NCA)	7,890,018.41	7,816,472.28	0.00	0.00	15,706,490.69	0.00	0.00	0.00	0.00	0.00	0.00	0.00	0.00	0.00	0.00	0.00	15,706,490.69	0.00	0.00	0.00	0.00	7,890,018.41	7,816,472.28	0.00	0.00	15,706,490.69		
MDS Checks Issued	217,854.53	533,376.32	0.00	0.00	751,230.85	0.00	0.00	0.00	0.00	0.00	0.00	0.00	0.00	0.00	0.00	0.00	751,230.85	0.00	0.00	0.00	0.00	217,854.53	533,376.32	0.00	0.00	751,230.85		
Advice to Debit Account	7,672,163.88	7,283,095.96	0.00	0.00	14,955,259.84	0.00	0.00	0.00	0.00	0.00	0.00	0.00	0.00	0.00	0.00	0.00	14,955,259.84	0.00	0.00	0.00	0.00	7,672,163.88	7,283,095.96	0.00	0.00	14,955,259.84		
Notice of Transfer Allocations (NTA)	0.00	0.00	0.00	0.00	0.00	0.00	0.00	0.00	0.00	0.00	0.00	0.00	0.00	0.00	0.00	0.00	0.00	0.00	0.00	0.00	0.00	0.00	0.00	0.00	0.00	0.00	0.00	
MDS Checks Issued	0.00	0.00	0.00	0.00	0.00	0.00	0.00	0.00	0.00	0.00	0.00	0.00	0.00	0.00	0.00	0.00	0.00	0.00	0.00	0.00	0.00	0.00	0.00	0.00	0.00	0.00	0.00	
Advice to Debit Account	0.00	0.00	0.00	0.00	0.00	0.00	0.00	0.00	0.00	0.00	0.00	0.00	0.00	0.00	0.00	0.00	0.00	0.00	0.00	0.00	0.00	0.00	0.00	0.00	0.00	0.00	0.00	
Working Fund for FAPs	0.00	0.00	0.00	0.00	0.00	0.00	0.00	0.00	0.00	0.00	0.00	0.00	0.00	0.00	0.00	0.00	0.00	0.00	0.00	0.00	0.00	0.00	0.00	0.00	0.00	0.00	0.00	
Cash Disbursement Ceiling (CDC)	0.00	0.00	0.00	0.00	0.00	0.00	0.00	0.00	0.00	0.00	0.00	0.00	0.00	0.00	0.00	0.00	0.00	0.00	0.00	0.00	0.00	0.00	0.00	0.00	0.00	0.00	0.00	
<b>TOTAL CASH DISBURSEMENTS</b>	7,890,018.41	7,816,472.28	0.00	0.00	15,706,490.69	0.00	0.00	0.00	0.00	0.00	0.00	0.00	0.00	0.00	0.00	0.00	15,706,490.69	0.00	0.00	0.00	0.00	7,890,018.41	7,816,472.28	0.00	0.00	15,706,490.69		
NON-CASH DISBURSEMENTS	432,296.91	1,458,433.18	0.00	0.00	1,890,730.09	0.00	0.00	0.00	0.00	0.00	0.00	0.00	0.00	0.00	0.00	0.00	1,890,730.09	0.00	0.00	0.00	0.00	432,296.91	1,458,433.18	0.00	0.00	1,890,730.09		
Tax Remittance Advices Issued (TRA)	432,296.91	1,458,433.18	0.00	0.00	1,890,730.09	0.00	0.00	0.00	0.00	0.00	0.00	0.00	0.00	0.00	0.00	0.00	1,890,730.09	0.00	0.00	0.00	0.00	432,296.91	1,458,433.18	0.00	0.00	1,890,730.09		
Non-Cash Availment Authority (NCAA)	0.00	0.00	0.00	0.00	0.00	0.00	0.00	0.00	0.00	0.00	0.00	0.00	0.00	0.00	0.00	0.00	0.00	0.00	0.00	0.00	0.00	0.00	0.00	0.00	0.00	0.00	0.00	
Disbursements effected through outright deductions from claims (please specify...)	0.00	0.00	0.00	0.00	0.00	0.00	0.00	0.00	0.00	0.00	0.00	0.00	0.00	0.00	0.00	0.00	0.00	0.00	0.00	0.00	0.00	0.00	0.00	0.00	0.00	0.00	0.00	
Overpayment of expenses(e.g. personnel benefits)	0.00	0.00	0.00	0.00	0.00	0.00	0.00	0.00	0.00	0.00	0.00	0.00	0.00	0.00	0.00	0.00	0.00	0.00	0.00	0.00	0.00	0.00	0.00	0.00	0.00	0.00	0.00	
Restitution for loss of government property	0.00	0.00	0.00	0.00	0.00	0.00	0.00	0.00	0.00	0.00	0.00	0.00	0.00	0.00	0.00	0.00	0.00	0.00	0.00	0.00	0.00	0.00	0.00	0.00	0.00	0.00	0.00	
Liquidated damages and similar claims	0.00	0.00	0.00	0.00	0.00	0.00	0.00	0.00	0.00	0.00	0.00	0.00	0.00	0.00	0.00	0.00	0.00	0.00	0.00	0.00	0.00	0.00	0.00	0.00	0.00	0.00	0.00	
Others(TEF, BTR-Documentary Stamp Tax, etc.)	0.00	0.00	0.00	0.00	0.00	0.00	0.00	0.00	0.00	0.00	0.00	0.00	0.00	0.00	0.00	0.00	0.00	0.00	0.00	0.00	0.00	0.00	0.00	0.00	0.00	0.00	0.00	
<b>TOTAL NON-CASH DISBURSEMENTS</b>	432,296.91	1,458,433.18	0.00	0.00	1,890,730.09	0.00	0.00	0.00	0.00	0.00	0.00	0.00	0.00	0.00	0.00	0.00	1,890,730.09	0.00	0.00	0.00	0.00	432,296.91	1,458,433.18	0.00	0.00	1,890,730.09		
<b>GRAND TOTAL</b>	8,322,315.32	9,274,905.46	0.00	0.00	17,597,220.78	0.00	0.00	0.00	0.00	0.00	0.00	0.00	0.00	0.00	0.00	0.00	17,597,220.78	0.00	0.00	0.00	0.00	8,322,315.32	9,274,905.46	0.00	0.00	17,597,220.78		

**SUMMARY**

Particulars (1)	Previous Report (2)	This Month (3)	As at Date (4)
Total Disbursement Authorities Received	155,987,935.13	24,916,261.09	180,904,196.22
NCA	137,152,000.00	19,523,000.00	156,675,000.00
NTA	13,852,578.00	3,502,531.00	17,355,109.00
Working Fund	0.00	0.00	0.00
TRA	4,983,357.13	1,890,730.09	6,874,087.22
CDC	0.00	0.00	0.00
NCAA	0.00	0.00	0.00
Less: Notice of Transfer of Allocations (NTA)* issued	4,798,135.00	1,538,000.00	6,336,135.00
 Total Disbursement Authorities Available	 151,189,800.13	 23,378,261.09	 174,568,061.22
Less:	0.00	0.00	0.00
Lapsed NCA	12,582,982.97	0.00	12,582,982.97
Disbursements	138,606,817.16	17,597,220.78	156,204,037.94
Less: Other Non-Cash Disbursements	0.00	0.00	0.00
Disbursements effected through outright deductions from claims	0.00	0.00	0.00
Overpayment of expenses(e.g. personnel benefits)	0.00	0.00	0.00
Restitution for loss of government property	0.00	0.00	0.00
Liquidated damages and similar claims	0.00	0.00	0.00
Others (e.g. TEF, BTr, Docs Stamp, etc.)	0.00	0.00	0.00
Add/Less: Adjustments (e.g. cancelled/staled checks)	0.00	0.00	0.00
 Balance of Disbursement Authorities as at date	 0.00	 5,781,040.31	 5,781,040.31
Total Disbursements Program	151,189,800.13	23,378,261.09	174,568,061.22
Less: *Actual Disbursements	138,606,817.16	17,597,220.78	156,204,037.94
(Over)/Under spending	12,582,982.97	5,781,040.31	18,364,023.28

Notes: \* The use of NTA is discouraged

Notes: \*\* Amounts should tally with the grand total disbursement (column 27).

Certified Correct:

**IZEL D. IBARDOLAZA, CPA**  
Head, Accounting Unit  
Office of the Director

Date:

Recommending Approval:

**AMELITA B.J. ORTIZ**  
Assistant Director

Date:

Approved:

**NATIVIDAD Y. BERNARDINO**  
OIC - Director

Date:

MONTHLY REPORT OF DISBURSEMENTS  
For the month of August 2022

Department  
Agency/Entity  
Operating Unit  
Organization Code (UACS)  
Fund Cluster

Department of Environment and Natural Resources (DENR)  
Office of the Secretary  
Biodiversity Management Bureau (BMB)  
10 001 0200003  
01 Regular Agency Fund

Particulars	Current Year Budget					Prior Year's Budget											SUB-TOTAL	Trust Liabilities				Grand Total					Remarks	
	PS	MOOE	FinEx	CO	TOTAL	Prior Year's Accounts Payable					Current Year's Accounts Payable					TOTAL		PS	MOOE	CO	TOTAL	PS	MOOE	FinEx	CO	TOTAL		
						PS	MOOE	FinEx	CO	Sub-Total	PS	MOOE	FinEx	CO	Sub-Total													
1	2	3	4	5	6=(2+3+4+5)	7	8	9	10	11=(7+8+9+10)	12	13	14	15	16=(12+13+14+15)	17=(11+16)	18=(6+17)	19	20	21	22=(19+20+21)	23	24	25	26	27=(23+24+25+26)	28	
CASH DISBURSEMENTS	5,289,061.77	16,866,792.82	0.00	217,678.57	22,373,533.16	0.00	0.00	0.00	0.00	0.00	0.00	0.00	0.00	0.00	0.00	0.00	22,373,533.16	0.00	0.00	0.00	0.00	5,289,061.77	16,866,792.82	0.00	217,678.57	22,373,533.16		
Notice of Cash Allocation (NCA)	5,289,061.77	16,866,792.82	0.00	217,678.57	22,373,533.16	0.00	0.00	0.00	0.00	0.00	0.00	0.00	0.00	0.00	0.00	0.00	22,373,533.16	0.00	0.00	0.00	0.00	5,289,061.77	16,866,792.82	0.00	217,678.57	22,373,533.16		
MDS Checks Issued	72,275.96	480,721.45	0.00	0.00	552,997.41	0.00	0.00	0.00	0.00	0.00	0.00	0.00	0.00	0.00	0.00	0.00	552,997.41	0.00	0.00	0.00	0.00	72,275.96	480,721.45	0.00	0.00	552,997.41		
Advice to Debit Account	5,216,785.81	16,386,071.37	0.00	217,678.57	21,820,535.75	0.00	0.00	0.00	0.00	0.00	0.00	0.00	0.00	0.00	0.00	0.00	21,820,535.75	0.00	0.00	0.00	0.00	5,216,785.81	16,386,071.37	0.00	217,678.57	21,820,535.75		
Notice of Transfer Allocations (NTA)	0.00	0.00	0.00	0.00	0.00	0.00	0.00	0.00	0.00	0.00	0.00	0.00	0.00	0.00	0.00	0.00	0.00	0.00	0.00	0.00	0.00	0.00	0.00	0.00	0.00	0.00	0.00	
MDS Checks Issued	0.00	0.00	0.00	0.00	0.00	0.00	0.00	0.00	0.00	0.00	0.00	0.00	0.00	0.00	0.00	0.00	0.00	0.00	0.00	0.00	0.00	0.00	0.00	0.00	0.00	0.00	0.00	
Advice to Debit Account	0.00	0.00	0.00	0.00	0.00	0.00	0.00	0.00	0.00	0.00	0.00	0.00	0.00	0.00	0.00	0.00	0.00	0.00	0.00	0.00	0.00	0.00	0.00	0.00	0.00	0.00	0.00	
Working Fund for FAPs	0.00	0.00	0.00	0.00	0.00	0.00	0.00	0.00	0.00	0.00	0.00	0.00	0.00	0.00	0.00	0.00	0.00	0.00	0.00	0.00	0.00	0.00	0.00	0.00	0.00	0.00	0.00	
Cash Disbursement Ceiling (CDC)	0.00	0.00	0.00	0.00	0.00	0.00	0.00	0.00	0.00	0.00	0.00	0.00	0.00	0.00	0.00	0.00	0.00	0.00	0.00	0.00	0.00	0.00	0.00	0.00	0.00	0.00	0.00	
<b>TOTAL CASH DISBURSEMENTS</b>	<b>5,289,061.77</b>	<b>16,866,792.82</b>	<b>0.00</b>	<b>217,678.57</b>	<b>22,373,533.16</b>	<b>0.00</b>	<b>0.00</b>	<b>0.00</b>	<b>0.00</b>	<b>0.00</b>	<b>0.00</b>	<b>0.00</b>	<b>0.00</b>	<b>0.00</b>	<b>0.00</b>	<b>0.00</b>	<b>22,373,533.16</b>	<b>0.00</b>	<b>0.00</b>	<b>0.00</b>	<b>0.00</b>	<b>5,289,061.77</b>	<b>16,866,792.82</b>	<b>0.00</b>	<b>217,678.57</b>	<b>22,373,533.16</b>		
NON-CASH DISBURSEMENTS	437,086.59	342,529.97	0.00	0.00	779,616.56	0.00	0.00	0.00	0.00	0.00	0.00	0.00	0.00	0.00	0.00	0.00	779,616.56	0.00	0.00	0.00	0.00	437,086.59	342,529.97	0.00	0.00	779,616.56		
Tax Remittance Advices Issued (TRA)	437,086.59	342,529.97	0.00	0.00	779,616.56	0.00	0.00	0.00	0.00	0.00	0.00	0.00	0.00	0.00	0.00	0.00	779,616.56	0.00	0.00	0.00	0.00	437,086.59	342,529.97	0.00	0.00	779,616.56		
Non-Cash Availment Authority (NCAA)	0.00	0.00	0.00	0.00	0.00	0.00	0.00	0.00	0.00	0.00	0.00	0.00	0.00	0.00	0.00	0.00	0.00	0.00	0.00	0.00	0.00	0.00	0.00	0.00	0.00	0.00	0.00	
Disbursements effected through outright deductions from claims (please specify...)	0.00	0.00	0.00	0.00	0.00	0.00	0.00	0.00	0.00	0.00	0.00	0.00	0.00	0.00	0.00	0.00	0.00	0.00	0.00	0.00	0.00	0.00	0.00	0.00	0.00	0.00	0.00	
Overpayment of expenses(e.g. personnel benefits)	0.00	0.00	0.00	0.00	0.00	0.00	0.00	0.00	0.00	0.00	0.00	0.00	0.00	0.00	0.00	0.00	0.00	0.00	0.00	0.00	0.00	0.00	0.00	0.00	0.00	0.00	0.00	
Restitution for loss of government property	0.00	0.00	0.00	0.00	0.00	0.00	0.00	0.00	0.00	0.00	0.00	0.00	0.00	0.00	0.00	0.00	0.00	0.00	0.00	0.00	0.00	0.00	0.00	0.00	0.00	0.00	0.00	
Liquidated damages and similar claims	0.00	0.00	0.00	0.00	0.00	0.00	0.00	0.00	0.00	0.00	0.00	0.00	0.00	0.00	0.00	0.00	0.00	0.00	0.00	0.00	0.00	0.00	0.00	0.00	0.00	0.00	0.00	
Others(TEF, BTr-Documentary Stamp Tax, etc.)	0.00	0.00	0.00	0.00	0.00	0.00	0.00	0.00	0.00	0.00	0.00	0.00	0.00	0.00	0.00	0.00	0.00	0.00	0.00	0.00	0.00	0.00	0.00	0.00	0.00	0.00	0.00	
<b>TOTAL NON-CASH DISBURSEMENTS</b>	<b>437,086.59</b>	<b>342,529.97</b>	<b>0.00</b>	<b>0.00</b>	<b>779,616.56</b>	<b>0.00</b>	<b>0.00</b>	<b>0.00</b>	<b>0.00</b>	<b>0.00</b>	<b>0.00</b>	<b>0.00</b>	<b>0.00</b>	<b>0.00</b>	<b>0.00</b>	<b>0.00</b>	<b>779,616.56</b>	<b>0.00</b>	<b>0.00</b>	<b>0.00</b>	<b>0.00</b>	<b>437,086.59</b>	<b>342,529.97</b>	<b>0.00</b>	<b>0.00</b>	<b>779,616.56</b>		
<b>GRAND TOTAL</b>	<b>5,726,148.36</b>	<b>17,209,322.79</b>	<b>0.00</b>	<b>217,678.57</b>	<b>23,153,149.72</b>	<b>0.00</b>	<b>0.00</b>	<b>0.00</b>	<b>0.00</b>	<b>0.00</b>	<b>0.00</b>	<b>0.00</b>	<b>0.00</b>	<b>0.00</b>	<b>0.00</b>	<b>0.00</b>	<b>23,153,149.72</b>	<b>0.00</b>	<b>0.00</b>	<b>0.00</b>	<b>0.00</b>	<b>5,726,148.36</b>	<b>17,209,322.79</b>	<b>0.00</b>	<b>217,678.57</b>	<b>23,153,149.72</b>		

**SUMMARY**

Particulars	Previous Report	This Month	As at Date
(1)	(2)	(3)	(4)
Total Disbursement Authorities Received	180,904,196.22	20,618,020.56	201,522,216.78
NCA	156,675,000.00	19,522,000.00	176,197,000.00
NTA	17,355,109.00	316,404.00	17,671,513.00
Working Fund	0.00	0.00	0.00
TRA	6,874,087.22	779,616.56	7,653,703.78
CDC	0.00	0.00	0.00
NCAA	0.00	0.00	0.00
Less: Notice of Transfer of Allocations (NTA)* issued	6,336,135.00	0.00	6,336,135.00
Total Disbursement Authorities Available	174,568,061.22	20,618,020.56	195,186,081.78
Less:	0.00	0.00	0.00
Lapsed NCA	12,582,982.97	0.00	12,582,982.97
Disbursements	156,204,037.94	23,153,149.72	179,357,187.66
Less: Other Non-Cash Disbursements	0.00	0.00	0.00
Disbursements effected through outright deductions from claims	0.00	0.00	0.00
Overpayment of expenses(e.g. personnel benefits)	0.00	0.00	0.00
Restitution for loss of government property	0.00	0.00	0.00
Liquidated damages and similar claims	0.00	0.00	0.00
Others (e.g. TEF, BTr, Docs Stamp, etc.)	0.00	0.00	0.00
Add/Less: Adjustments (e.g. cancelled/staled checks)	0.00	0.00	0.00
Balance of Disbursement Authorities as at date	5,781,040.31	(2,535,129.16)	3,245,911.15
Total Disbursements Program	174,568,061.22	20,618,020.56	195,186,081.78
Less: *Actual Disbursements	156,204,037.94	23,153,149.72	179,357,187.66
(Over)/Under spending	18,364,023.28	(2,535,129.16)	15,828,894.12

Notes: \* The use of NTA is discouraged  
 Notes: \*\* Amounts should tally with the grand total disbursement (column 27).


Certified Correct:

*[Signature]*  
 IZEL D. IBARDOLAZA, CPA  
 Head, Accounting Unit  
 Office of the Director  
 Date:

Recommending Approval:

*[Signature]*  
 AMELITA D. ORTIZ  
 Assistant Director

Date:



Approved:

*[Signature]*  
 NATIVIDAD Y. BERNARDINO  
 OIC - Director

Date:



## MONTHLY REPORT OF DISBURSEMENTS

For the month of September 2022

**Department** Department of Environment and Natural Resources (DENR)  
**Agency/Entity** Office of the Secretary  
**Operating Unit** Biodiversity Management Bureau (BMB)  
**Organization Code (UACS)** 10 001 020003  
**Fund Cluster** 01 Regular Agency Fund

Particulars	Current Year Budget					Prior Year's Budget											SUB-TOTAL	Trust Liabilities				Grand Total					Remarks	
	PS	MOOE	FinEx	CO	TOTAL	Prior Year's Accounts Payable					Current Year's Accounts Payable							PS	MOOE	CO	TOT AL	PS	MOOE	FinEx	CO	TOTAL		
						PS	MOOE	FinEx	CO	Sub-Total	PS	MOOE	FinEx	CO	Sub-Total	TOT AL												
																												7
1	2	3	4	5	6=(2+3+4+5)	7	8	9	10	11=(7+8+9)	12	13	14	15	16=(12+13+14+15)	17=(16+17)	18=(6+17)	19	20	21	22=(19+20+21)	23	24	25	26	27=(23+24+25+26)	28	
CASH DISBURSEMENTS	5,122,583.59	16,120,253.54	0.00	1,355,797.50	22,598,634.63	0.00	0.00	0.00	0.00	0.00	0.00	0.00	0.00	0.00	0.00	0.00	22,598,634.63	0.00	0.00	0.00	0.00	5,122,583.59	16,120,253.54	0.00	1,355,797.50	22,598,634.63		
Notice of Cash Allocation (NCA)	5,122,583.59	16,120,253.54	0.00	1,355,797.50	22,598,634.63	0.00	0.00	0.00	0.00	0.00	0.00	0.00	0.00	0.00	0.00	0.00	22,598,634.63	0.00	0.00	0.00	0.00	5,122,583.59	16,120,253.54	0.00	1,355,797.50	22,598,634.63		
MDS Checks Issued	103,561.51	590,323.15	0.00	0.00	693,884.66	0.00	0.00	0.00	0.00	0.00	0.00	0.00	0.00	0.00	0.00	0.00	693,884.66	0.00	0.00	0.00	0.00	103,561.51	590,323.15	0.00	0.00	693,884.66		
Advice to Debit Account	5,019,022.08	15,529,930.39	0.00	1,355,797.50	21,904,749.97	0.00	0.00	0.00	0.00	0.00	0.00	0.00	0.00	0.00	0.00	0.00	21,904,749.97	0.00	0.00	0.00	0.00	5,019,022.08	15,529,930.39	0.00	1,355,797.50	21,904,749.97		
Notice of Transfer Allocations (NTA)	0.00	0.00	0.00	0.00	0.00	0.00	0.00	0.00	0.00	0.00	0.00	0.00	0.00	0.00	0.00	0.00	0.00	0.00	0.00	0.00	0.00	0.00	0.00	0.00	0.00	0.00	0.00	
MDS Checks Issued	0.00	0.00	0.00	0.00	0.00	0.00	0.00	0.00	0.00	0.00	0.00	0.00	0.00	0.00	0.00	0.00	0.00	0.00	0.00	0.00	0.00	0.00	0.00	0.00	0.00	0.00	0.00	
Advice to Debit Account	0.00	0.00	0.00	0.00	0.00	0.00	0.00	0.00	0.00	0.00	0.00	0.00	0.00	0.00	0.00	0.00	0.00	0.00	0.00	0.00	0.00	0.00	0.00	0.00	0.00	0.00	0.00	
Working Fund for FAPs	0.00	0.00	0.00	0.00	0.00	0.00	0.00	0.00	0.00	0.00	0.00	0.00	0.00	0.00	0.00	0.00	0.00	0.00	0.00	0.00	0.00	0.00	0.00	0.00	0.00	0.00	0.00	
Cash Disbursement Ceiling (CDC)	0.00	0.00	0.00	0.00	0.00	0.00	0.00	0.00	0.00	0.00	0.00	0.00	0.00	0.00	0.00	0.00	0.00	0.00	0.00	0.00	0.00	0.00	0.00	0.00	0.00	0.00	0.00	
<b>TOTAL CASH DISBURSEMENTS</b>	<b>5,122,583.59</b>	<b>16,120,253.54</b>	<b>0.00</b>	<b>1,355,797.50</b>	<b>22,598,634.63</b>	<b>0.00</b>	<b>0.00</b>	<b>0.00</b>	<b>0.00</b>	<b>0.00</b>	<b>0.00</b>	<b>0.00</b>	<b>0.00</b>	<b>0.00</b>	<b>0.00</b>	<b>0.00</b>	<b>22,598,634.63</b>	<b>0.00</b>	<b>0.00</b>	<b>0.00</b>	<b>0.00</b>	<b>5,122,583.59</b>	<b>16,120,253.54</b>	<b>0.00</b>	<b>1,355,797.50</b>	<b>22,598,634.63</b>		
NON-CASH DISBURSEMENTS	387,205.80	481,058.14	0.00	0.00	868,263.94	0.00	0.00	0.00	0.00	0.00	0.00	0.00	0.00	0.00	0.00	0.00	868,263.94	0.00	0.00	0.00	0.00	387,205.80	481,058.14	0.00	0.00	868,263.94		
Tax Remittance Advices Issued (TRA)	387,205.80	481,058.14	0.00	0.00	868,263.94	0.00	0.00	0.00	0.00	0.00	0.00	0.00	0.00	0.00	0.00	0.00	868,263.94	0.00	0.00	0.00	0.00	387,205.80	481,058.14	0.00	0.00	868,263.94		
Non-Cash Availment Authority (NCAA)	0.00	0.00	0.00	0.00	0.00	0.00	0.00	0.00	0.00	0.00	0.00	0.00	0.00	0.00	0.00	0.00	0.00	0.00	0.00	0.00	0.00	0.00	0.00	0.00	0.00	0.00	0.00	
Disbursements effected through outright deductions from claims (please specify)	0.00	0.00	0.00	0.00	0.00	0.00	0.00	0.00	0.00	0.00	0.00	0.00	0.00	0.00	0.00	0.00	0.00	0.00	0.00	0.00	0.00	0.00	0.00	0.00	0.00	0.00	0.00	
Overpayment of expenses (e.g. personnel benefits)	0.00	0.00	0.00	0.00	0.00	0.00	0.00	0.00	0.00	0.00	0.00	0.00	0.00	0.00	0.00	0.00	0.00	0.00	0.00	0.00	0.00	0.00	0.00	0.00	0.00	0.00	0.00	
Restitution for loss of government property	0.00	0.00	0.00	0.00	0.00	0.00	0.00	0.00	0.00	0.00	0.00	0.00	0.00	0.00	0.00	0.00	0.00	0.00	0.00	0.00	0.00	0.00	0.00	0.00	0.00	0.00	0.00	
Liquidated damages and similar claims	0.00	0.00	0.00	0.00	0.00	0.00	0.00	0.00	0.00	0.00	0.00	0.00	0.00	0.00	0.00	0.00	0.00	0.00	0.00	0.00	0.00	0.00	0.00	0.00	0.00	0.00	0.00	
Others (TEF, BTr-Documentary Stamp Tax, etc.)	0.00	0.00	0.00	0.00	0.00	0.00	0.00	0.00	0.00	0.00	0.00	0.00	0.00	0.00	0.00	0.00	0.00	0.00	0.00	0.00	0.00	0.00	0.00	0.00	0.00	0.00	0.00	
<b>TOTAL NON-CASH DISBURSEMENTS</b>	<b>387,205.80</b>	<b>481,058.14</b>	<b>0.00</b>	<b>0.00</b>	<b>868,263.94</b>	<b>0.00</b>	<b>0.00</b>	<b>0.00</b>	<b>0.00</b>	<b>0.00</b>	<b>0.00</b>	<b>0.00</b>	<b>0.00</b>	<b>0.00</b>	<b>0.00</b>	<b>0.00</b>	<b>868,263.94</b>	<b>0.00</b>	<b>0.00</b>	<b>0.00</b>	<b>0.00</b>	<b>387,205.80</b>	<b>481,058.14</b>	<b>0.00</b>	<b>0.00</b>	<b>868,263.94</b>		
<b>GRAND TOTAL</b>	<b>5,509,789.39</b>	<b>16,601,311.68</b>	<b>0.00</b>	<b>1,355,797.50</b>	<b>23,466,898.57</b>	<b>0.00</b>	<b>0.00</b>	<b>0.00</b>	<b>0.00</b>	<b>0.00</b>	<b>0.00</b>	<b>0.00</b>	<b>0.00</b>	<b>0.00</b>	<b>0.00</b>	<b>0.00</b>	<b>23,466,898.57</b>	<b>0.00</b>	<b>0.00</b>	<b>0.00</b>	<b>0.00</b>	<b>5,509,789.39</b>	<b>16,601,311.68</b>	<b>0.00</b>	<b>1,355,797.50</b>	<b>23,466,898.57</b>		

**SUMMARY**

Particulars	Previous Report	This Month	As at Date
(1)	(2)	(3)	(4)
Total Disbursement Authorities Received	201,522,216.78	20,404,263.94	221,926,480.72
NCA	176,197,000.00	19,536,000.00	195,733,000.00
NTA	17,671,513.00	0.00	17,671,513.00
Working Fund	0.00	0.00	0.00
TRA	7,653,703.78	868,263.94	8,521,967.72
CDC	0.00	0.00	0.00
NCAA	0.00	0.00	0.00
Less: Notice of Transfer of Allocations (NTA)* issued	6,336,135.00	0.00	6,336,135.00
Total Disbursement Authorities Available	195,186,081.78	20,404,263.94	215,590,345.72
Less:	0.00	0.00	0.00
Lapsed NCA	12,582,982.97	183,276.52	12,766,259.49
Disbursements	179,357,187.66	23,466,898.57	202,824,086.23
Less: Other Non-Cash Disbursements	0.00	0.00	0.00
Disbursements effected through outright deductions from claims	0.00	0.00	0.00
Overpayment of expenses(e.g. personnel benefits)	0.00	0.00	0.00
Restitution for loss of government property	0.00	0.00	0.00
Liquidated damages and similar claims	0.00	0.00	0.00
Others (e.g. TEF, BTr, Docs Stamp, etc.)	0.00	0.00	0.00
Add/Less: Adjustments (e.g. cancelled/staled checks)	0.00	0.00	0.00
Balance of Disbursement Authorities as at date	3,245,911.15	(3,245,911.15)	0.00
Total Disbursements Program	195,186,081.78	20,404,263.94	215,590,345.72
Less: *Actual Disbursements	179,357,187.66	23,466,898.57	202,824,086.23
(Over)/Under spending	15,828,894.12	(3,062,634.63)	12,766,259.49

Notes: \* The use of NTA is discouraged

Notes: \*\* Amounts should tally with the grand total disbursement (column 27).

Certified Correct:

**IZEL D. IBAROLA, CPA**  
Head, Accounting Unit  
Office of the Director

Recommending Approval:

**AMELITA D. ORTIZ**

Assistant Director  
*Amn*

Approved By:

**NATIVIDAD Y. BERNARDINO**  
OIC Director




**SUMMARY**

Particulars (1)	Previous Report (2)	This Month (3)	As at Date (4)
Total Disbursement Authorities Received	221,926,480.72	17,146,097.01	239,072,577.73
NCA	195,733,000.00	15,757,000.00	211,490,000.00
NTA	17,671,513.00	295,171.00	17,966,684.00
Working Fund	0.00	0.00	0.00
TRA	8,521,967.72	1,093,926.01	9,615,893.73
CDC	0.00	0.00	0.00
NCAA	0.00	0.00	0.00
Less: Notice of Transfer of Allocations (NTA)* issued	6,336,135.00	0.00	6,336,135.00
Total Disbursement Authorities Available	215,590,345.72	17,146,097.01	232,736,442.73
Less:	0.00	0.00	0.00
Lapsed NCA	12,766,259.49	0.00	12,766,259.49
Disbursements	202,824,086.23	17,143,979.34	219,968,065.57
Less: Other Non-Cash Disbursements	0.00	0.00	0.00
Disbursements effected through outright deductions from claims	0.00	0.00	0.00
Overpayment of expenses(e.g. personnel benefits)	0.00	0.00	0.00
Restitution for loss of government property	0.00	0.00	0.00
Liquidated damages and similar claims	0.00	0.00	0.00
Others (e.g. TEF, BTr, Docs Stamp, etc.)	0.00	0.00	0.00
Add/Less: Adjustments (e.g. cancelled/staled checks)	0.00	0.00	0.00
Balance of Disbursement Authorities as at date	0.00	2,117.67	2,117.67
Total Disbursements Program	215,590,345.72	17,146,097.01	232,736,442.73
Less: *Actual Disbursements	202,824,086.23	17,143,979.34	219,968,065.57
(Over)/Under spending	12,766,259.49	2,117.67	12,768,377.16

Notes: \* The use of NTA is discouraged


Notes: \*\* Amounts should tally with the grand total disbursement (column 27).

**Certified Correct:**

  
**IZEL D. IBARDOLAZA, CPA**  
 Head, Accounting Unit  
 Office of the Director

**RECOMMENDING APPROVAL:**

  
**AMELITA D. ORTIZ**  
 Assistant Director

BIODIVERSITY MANAGEMENT BUREAU  
 OFFICE OF THE AUDITOR  
 NOV 08 2022  
 RECEIVED BY: 

**APPROVED BY:**

  
**NATIVIDAD Y. BERNARDINO**  
 OIC Director

**MONTHLY REPORT OF DISBURSEMENTS**  
For the month of November 2022

Department Department of Environment and Natural Resources (DENR)  
 Agency/Entity Office of the Secretary  
 Operating Unit Biodiversity Management Bureau (BMB)  
 Organization Code 10 001 0200003  
 (UACS)  
 Fund Cluster 01 Regular Agency Fund


Particulars	Current Year Budget					Prior Year's Budget											SUB-TOTAL	Trust Liabilities				Grand Total					Remarks
	PS	MOOE	FinE x	CO	TOTAL 6=(2+3+4+5)	Prior Year's Accounts Payable					Current Year's Accounts Payable							PS	MOOE	CO	TOT AL	PS	MOOE	FinE x	CO	TOTAL 27=(23+24+25+26)	
						PS	MOOE	FinE y	CO	SUB- Total 11=( 7+8)	PS	MOOE	FinE y	CO	SUB- Total 16=( 12+1)	17=( 11+1)											
1	2	3	4	5	6	7	8	9	10	11	12	13	14	15	16	17	18	19	20	21	22	23	24	25	26	27	28
CASH DISBURSEMENTS	10,581,821.29	10,616,679.55	0.00	0.00	21,198,500.84	0.00	0.00	0.00	0.00	0.00	0.00	0.00	0.00	0.00	0.00	0.00	21,198,500.84	0.00	0.00	0.00	0.00	10,581,821.29	10,616,679.55	0.00	0.00	21,198,500.84	
Notice of Cash Allocation (NCA)	10,581,821.29	10,616,679.55	0.00	0.00	21,198,500.84	0.00	0.00	0.00	0.00	0.00	0.00	0.00	0.00	0.00	0.00	0.00	21,198,500.84	0.00	0.00	0.00	0.00	10,581,821.29	10,616,679.55	0.00	0.00	21,198,500.84	
MDS Checks Issued	107,958.75	1,471,455.40	0.00	0.00	1,579,414.15	0.00	0.00	0.00	0.00	0.00	0.00	0.00	0.00	0.00	0.00	0.00	1,579,414.15	0.00	0.00	0.00	0.00	107,958.75	1,471,455.40	0.00	0.00	1,579,414.15	
Advice to Debit Account	10,473,862.54	9,145,224.15	0.00	0.00	19,619,086.69	0.00	0.00	0.00	0.00	0.00	0.00	0.00	0.00	0.00	0.00	0.00	19,619,086.69	0.00	0.00	0.00	0.00	10,473,862.54	9,145,224.15	0.00	0.00	19,619,086.69	
Notice of Transfer Allocations (NTA)	0.00	0.00	0.00	0.00	0.00	0.00	0.00	0.00	0.00	0.00	0.00	0.00	0.00	0.00	0.00	0.00	0.00	0.00	0.00	0.00	0.00	0.00	0.00	0.00	0.00	0.00	
MDS Checks Issued	0.00	0.00	0.00	0.00	0.00	0.00	0.00	0.00	0.00	0.00	0.00	0.00	0.00	0.00	0.00	0.00	0.00	0.00	0.00	0.00	0.00	0.00	0.00	0.00	0.00	0.00	
Advice to Debit Account	0.00	0.00	0.00	0.00	0.00	0.00	0.00	0.00	0.00	0.00	0.00	0.00	0.00	0.00	0.00	0.00	0.00	0.00	0.00	0.00	0.00	0.00	0.00	0.00	0.00	0.00	
Working Fund for FAPs	0.00	0.00	0.00	0.00	0.00	0.00	0.00	0.00	0.00	0.00	0.00	0.00	0.00	0.00	0.00	0.00	0.00	0.00	0.00	0.00	0.00	0.00	0.00	0.00	0.00	0.00	
Cash Disbursement Ceiling (CDC)	0.00	0.00	0.00	0.00	0.00	0.00	0.00	0.00	0.00	0.00	0.00	0.00	0.00	0.00	0.00	0.00	0.00	0.00	0.00	0.00	0.00	0.00	0.00	0.00	0.00	0.00	
<b>TOTAL CASH DISBURSEMENTS</b>	10,581,821.29	10,616,679.55	0.00	0.00	21,198,500.84	0.00	0.00	0.00	0.00	0.00	0.00	0.00	0.00	0.00	0.00	0.00	21,198,500.84	0.00	0.00	0.00	0.00	10,581,821.29	10,616,679.55	0.00	0.00	21,198,500.84	
NON-CASH DISBURSEMENTS	422,241.02	349,568.18	0.00	0.00	771,809.20	0.00	0.00	0.00	0.00	0.00	0.00	0.00	0.00	0.00	0.00	0.00	771,809.20	0.00	0.00	0.00	0.00	422,241.02	349,568.18	0.00	0.00	771,809.20	
Tax Remittance Advices Issued (TRA)	422,241.02	349,568.18	0.00	0.00	771,809.20	0.00	0.00	0.00	0.00	0.00	0.00	0.00	0.00	0.00	0.00	0.00	771,809.20	0.00	0.00	0.00	0.00	422,241.02	349,568.18	0.00	0.00	771,809.20	
Non-Cash Availment Authority (NCAA)	0.00	0.00	0.00	0.00	0.00	0.00	0.00	0.00	0.00	0.00	0.00	0.00	0.00	0.00	0.00	0.00	0.00	0.00	0.00	0.00	0.00	0.00	0.00	0.00	0.00	0.00	
Disbursements effected through outright deductions from claims (please specify...)	0.00	0.00	0.00	0.00	0.00	0.00	0.00	0.00	0.00	0.00	0.00	0.00	0.00	0.00	0.00	0.00	0.00	0.00	0.00	0.00	0.00	0.00	0.00	0.00	0.00	0.00	
Overpayment of expenses(e.g. personnel benefits)	0.00	0.00	0.00	0.00	0.00	0.00	0.00	0.00	0.00	0.00	0.00	0.00	0.00	0.00	0.00	0.00	0.00	0.00	0.00	0.00	0.00	0.00	0.00	0.00	0.00	0.00	
Restitution for loss of government property	0.00	0.00	0.00	0.00	0.00	0.00	0.00	0.00	0.00	0.00	0.00	0.00	0.00	0.00	0.00	0.00	0.00	0.00	0.00	0.00	0.00	0.00	0.00	0.00	0.00	0.00	
Liquidated damages and similar claims	0.00	0.00	0.00	0.00	0.00	0.00	0.00	0.00	0.00	0.00	0.00	0.00	0.00	0.00	0.00	0.00	0.00	0.00	0.00	0.00	0.00	0.00	0.00	0.00	0.00	0.00	
Others(TEF, BTr-Documentary Stamp Tax, etc.)	0.00	0.00	0.00	0.00	0.00	0.00	0.00	0.00	0.00	0.00	0.00	0.00	0.00	0.00	0.00	0.00	0.00	0.00	0.00	0.00	0.00	0.00	0.00	0.00	0.00	0.00	
<b>TOTAL NON-CASH DISBURSEMENTS</b>	422,241.02	349,568.18	0.00	0.00	771,809.20	0.00	0.00	0.00	0.00	0.00	0.00	0.00	0.00	0.00	0.00	0.00	771,809.20	0.00	0.00	0.00	0.00	422,241.02	349,568.18	0.00	0.00	771,809.20	
<b>GRAND TOTAL</b>	11,004,062.31	10,966,247.73	0.00	0.00	21,970,310.04	0.00	0.00	0.00	0.00	0.00	0.00	0.00	0.00	0.00	0.00	0.00	21,970,310.04	0.00	0.00	0.00	0.00	11,004,062.31	10,966,247.73	0.00	0.00	21,970,310.04	

**SUMMARY**

Particulars (1)	Previous Report (2)	This Month (3)	As at Date (4)
Disbursement Authorities Received	239,072,577.73	37,775,391.20	276,847,968.93
A	211,490,000.00	21,175,000.00	232,665,000.00
A	17,966,684.00	15,828,582.00	33,795,266.00
Working Fund	0.00	0.00	0.00
A	9,615,893.73	771,809.20	10,387,702.93
C	0.00	0.00	0.00
AA	0.00	0.00	0.00
: Notice of Transfer of Allocations (NTA)* issued	6,336,135.00	0.00	6,336,135.00
Disbursement Authorities Available	232,736,442.73	37,775,391.20	270,511,833.93
:	0.00	0.00	0.00
Used NCA	12,766,259.49	0.00	12,766,259.49
Disbursements	219,968,065.57	21,970,310.04	241,938,375.61
Less: Other Non-Cash Disbursements	0.00	0.00	0.00
Disbursements effected through outright deductions from claims	0.00	0.00	0.00
Overpayment of expenses (e.g. personnel benefits)	0.00	0.00	0.00
Restitution for loss of government property	0.00	0.00	0.00
Liquidated damages and similar claims	0.00	0.00	0.00
Others (e.g. TEF, BTr, Docs Stamp, etc.)	0.00	0.00	0.00
Less: Adjustments (e.g. cancelled/staled checks)	0.00	0.00	0.00
Balance of Disbursement Authorities as at date	2,117.67	15,805,081.16	15,807,198.83
Actual Disbursements Program	232,736,442.73	37,775,391.20	270,511,833.93
Less: *Actual Disbursements	219,968,065.57	21,970,310.04	241,938,375.61
Over/Under spending	12,768,377.16	15,805,081.16	28,573,458.32

Notes: \* The use of NTA is discouraged  
 Notes: \*\* Amounts should tally with the grand total disbursement (column 27).

**Certified Correct:**

  
**ZEL D. IBARDOLAZA, CPA**  
 Head, Accounting Unit  
 Office of the Director

**RECOMMENDING APPROVAL:**

  
**AMELITA D. ORTIZ**  
 Assistant Director

**APPROVED BY:**

  
**NATIVIDAD Y. BERNARDINO**  
 OIC Director

## MONTHLY REPORT OF DISBURSEMENTS

### For the month of December 2022

Department : Department of Environment and Natural Resources (DENR)

Agency/Entity : Office of the Secretary

Operating Unit : Biodiversity Management Bureau (BMB)

Organization Code (UACS) : 10 001 0200003

Fund Cluster : 01 Regular Agency Fund

Particulars	Current Year Budget					Prior Year's Budget											SUB-TOTAL	Trust Liabilities				Grand Total					Remarks					
	PS	MOOE	FinEx	CO	TOTAL	Prior Year's Accounts Payable					Current Year's Accounts Payable							TOT AL	PS	MOOE	CO	TOT AL	PS	MOOE	FinEx	CO		TOTAL				
						PS	MOOE	FinEx	CO	Sub-Total	PS	MOOE	FinEx	CO	Sub-Total	PS													MOOE	FinEx	CO	Sub-Total
						7	8	9	10	11=(7+8+9+)	12	13	14	15	16=(12+13+14+15)	17=(16+17)													18=(6+17)	19	20	21
1	2	3	4	5	6=(2+3+4+5)	7	8	9	10	11=(7+8+9+)	12	13	14	15	16=(12+13+14+15)	17=(16+17)	18=(6+17)	19	20	21	22=(19+2)	23	24	25	26	27=(23+24+25+26)	28					
CASH DISBURSEMENTS	8,704,437.83	23,705,530.66	0.00	0.00	32,409,968.49	0.00	0.00	0.00	0.00	0.00	0.00	0.00	0.00	0.00	0.00	0.00	0.00	32,409,968.49	0.00	0.00	0.00	0.00	8,704,437.83	23,705,530.66	0.00	0.00	32,409,968.49					
Notice of Cash Allocation (NCA)	8,704,437.83	23,705,530.66	0.00	0.00	32,409,968.49	0.00	0.00	0.00	0.00	0.00	0.00	0.00	0.00	0.00	0.00	0.00	0.00	32,409,968.49	0.00	0.00	0.00	0.00	8,704,437.83	23,705,530.66	0.00	0.00	32,409,968.49					
MDS Checks Issued	191,857.90	4,221,263.50	0.00	0.00	4,413,121.40	0.00	0.00	0.00	0.00	0.00	0.00	0.00	0.00	0.00	0.00	0.00	0.00	4,413,121.40	0.00	0.00	0.00	0.00	191,857.90	4,221,263.50	0.00	0.00	4,413,121.40					
Advice to Debit Account	8,512,579.93	19,484,267.16	0.00	0.00	27,996,847.09	0.00	0.00	0.00	0.00	0.00	0.00	0.00	0.00	0.00	0.00	0.00	0.00	27,996,847.09	0.00	0.00	0.00	0.00	8,512,579.93	19,484,267.16	0.00	0.00	27,996,847.09					
Notice of Transfer Allocations (NTA)	0.00	0.00	0.00	0.00	0.00	0.00	0.00	0.00	0.00	0.00	0.00	0.00	0.00	0.00	0.00	0.00	0.00	0.00	0.00	0.00	0.00	0.00	0.00	0.00	0.00	0.00	0.00					
MDS Checks Issued	0.00	0.00	0.00	0.00	0.00	0.00	0.00	0.00	0.00	0.00	0.00	0.00	0.00	0.00	0.00	0.00	0.00	0.00	0.00	0.00	0.00	0.00	0.00	0.00	0.00	0.00	0.00					
Advice to Debit Account	0.00	0.00	0.00	0.00	0.00	0.00	0.00	0.00	0.00	0.00	0.00	0.00	0.00	0.00	0.00	0.00	0.00	0.00	0.00	0.00	0.00	0.00	0.00	0.00	0.00	0.00	0.00					
Working Fund for FAPs	0.00	0.00	0.00	0.00	0.00	0.00	0.00	0.00	0.00	0.00	0.00	0.00	0.00	0.00	0.00	0.00	0.00	0.00	0.00	0.00	0.00	0.00	0.00	0.00	0.00	0.00	0.00					
Cash Disbursement Ceiling (CDC)	0.00	0.00	0.00	0.00	0.00	0.00	0.00	0.00	0.00	0.00	0.00	0.00	0.00	0.00	0.00	0.00	0.00	0.00	0.00	0.00	0.00	0.00	0.00	0.00	0.00	0.00	0.00					
<b>TOTAL CASH DISBURSEMENTS</b>	<b>8,704,437.83</b>	<b>23,705,530.66</b>	<b>0.00</b>	<b>0.00</b>	<b>32,409,968.49</b>	<b>0.00</b>	<b>0.00</b>	<b>0.00</b>	<b>0.00</b>	<b>0.00</b>	<b>0.00</b>	<b>0.00</b>	<b>0.00</b>	<b>0.00</b>	<b>0.00</b>	<b>0.00</b>	<b>0.00</b>	<b>32,409,968.49</b>	<b>0.00</b>	<b>0.00</b>	<b>0.00</b>	<b>0.00</b>	<b>8,704,437.83</b>	<b>23,705,530.66</b>	<b>0.00</b>	<b>0.00</b>	<b>32,409,968.49</b>					
NON-CASH DISBURSEMENTS	409,790.55	273,345.11	0.00	0.00	683,135.66	0.00	0.00	0.00	0.00	0.00	0.00	0.00	0.00	0.00	0.00	0.00	0.00	683,135.66	0.00	0.00	0.00	0.00	409,790.55	273,345.11	0.00	0.00	683,135.66					
Tax Remittance Advices Issued (TRA)	409,790.55	273,345.11	0.00	0.00	683,135.66	0.00	0.00	0.00	0.00	0.00	0.00	0.00	0.00	0.00	0.00	0.00	0.00	683,135.66	0.00	0.00	0.00	0.00	409,790.55	273,345.11	0.00	0.00	683,135.66					
Non-Cash Availment Authority (NCAA)	0.00	0.00	0.00	0.00	0.00	0.00	0.00	0.00	0.00	0.00	0.00	0.00	0.00	0.00	0.00	0.00	0.00	0.00	0.00	0.00	0.00	0.00	0.00	0.00	0.00	0.00	0.00					
Disbursements effected through outright deductions from claims (please specify...)	0.00	0.00	0.00	0.00	0.00	0.00	0.00	0.00	0.00	0.00	0.00	0.00	0.00	0.00	0.00	0.00	0.00	0.00	0.00	0.00	0.00	0.00	0.00	0.00	0.00	0.00	0.00					
Overpayment of expenses(e.g. personnel benefits)	0.00	0.00	0.00	0.00	0.00	0.00	0.00	0.00	0.00	0.00	0.00	0.00	0.00	0.00	0.00	0.00	0.00	0.00	0.00	0.00	0.00	0.00	0.00	0.00	0.00	0.00	0.00					
Restitution for loss of government property	0.00	0.00	0.00	0.00	0.00	0.00	0.00	0.00	0.00	0.00	0.00	0.00	0.00	0.00	0.00	0.00	0.00	0.00	0.00	0.00	0.00	0.00	0.00	0.00	0.00	0.00	0.00					
Liquidated damages and similar claims	0.00	0.00	0.00	0.00	0.00	0.00	0.00	0.00	0.00	0.00	0.00	0.00	0.00	0.00	0.00	0.00	0.00	0.00	0.00	0.00	0.00	0.00	0.00	0.00	0.00	0.00	0.00					
Others(TEF, BTr-Documentary Stamp Tax, etc.)	0.00	0.00	0.00	0.00	0.00	0.00	0.00	0.00	0.00	0.00	0.00	0.00	0.00	0.00	0.00	0.00	0.00	0.00	0.00	0.00	0.00	0.00	0.00	0.00	0.00	0.00	0.00					
<b>TOTAL NON-CASH DISBURSEMENTS</b>	<b>409,790.55</b>	<b>273,345.11</b>	<b>0.00</b>	<b>0.00</b>	<b>683,135.66</b>	<b>0.00</b>	<b>0.00</b>	<b>0.00</b>	<b>0.00</b>	<b>0.00</b>	<b>0.00</b>	<b>0.00</b>	<b>0.00</b>	<b>0.00</b>	<b>0.00</b>	<b>0.00</b>	<b>0.00</b>	<b>683,135.66</b>	<b>0.00</b>	<b>0.00</b>	<b>0.00</b>	<b>0.00</b>	<b>409,790.55</b>	<b>273,345.11</b>	<b>0.00</b>	<b>0.00</b>	<b>683,135.66</b>					
<b>GRAND TOTAL</b>	<b>9,114,228.38</b>	<b>23,978,875.77</b>	<b>0.00</b>	<b>0.00</b>	<b>33,093,104.15</b>	<b>0.00</b>	<b>0.00</b>	<b>0.00</b>	<b>0.00</b>	<b>0.00</b>	<b>0.00</b>	<b>0.00</b>	<b>0.00</b>	<b>0.00</b>	<b>0.00</b>	<b>0.00</b>	<b>0.00</b>	<b>33,093,104.15</b>	<b>0.00</b>	<b>0.00</b>	<b>0.00</b>	<b>0.00</b>	<b>9,114,228.38</b>	<b>23,978,875.77</b>	<b>0.00</b>	<b>0.00</b>	<b>33,093,104.15</b>					


**SUMMARY**

Particulars (1)	Previous Report (2)	This Month (3)	As at Date (4)
Total Disbursement Authorities Received	276,847,968.93	17,286,207.66	294,134,176.59
NCA	232,665,000.00	16,515,000.00	249,180,000.00
NTA	33,795,266.00	88,072.00	33,883,338.00
Working Fund	0.00	0.00	0.00
TRA	10,387,702.93	683,135.66	11,070,838.59
CDC	0.00	0.00	0.00
NCAA	0.00	0.00	0.00
Less: Notice of Transfer of Allocations (NTA)* issued	6,336,135.00	0.00	6,336,135.00
Total Disbursement Authorities Available	270,511,833.93	17,286,207.66	287,798,041.59
Less:	0.00	0.00	0.00
Lapsed NCA	12,766,259.49	302.34	12,766,561.83
Disbursements	241,938,375.61	33,093,104.15	275,031,479.76
Less: Other Non-Cash Disbursements	0.00	0.00	0.00
Disbursements effected through outright deductions from claims	0.00	0.00	0.00
Overpayment of expenses(e.g. personnel benefits)	0.00	0.00	0.00
Restitution for loss of government property	0.00	0.00	0.00
Liquidated damages and similar claims	0.00	0.00	0.00
Others (e.g. TEF, BTr, Docs Stamp, etc.)	0.00	0.00	0.00
Add/Less: Adjustments (e.g. cancelled/staled checks)	0.00	0.00	0.00
Balance of Disbursement Authorities as at date	15,807,198.83	(15,807,198.83)	0.00
Total Disbursements Program	270,511,833.93	17,286,207.66	287,798,041.59
Less: *Actual Disbursements	241,938,375.61	33,093,104.15	275,031,479.76
(Over)/Under spending	28,573,458.32	(15,806,896.49)	12,766,561.83


Notes: \* The use of NTA is discouraged

Notes: \*\* Amounts should tally with the grand total disbursemnt (column 27).


Certified Correct:

  
**JAZEL D. BARDOLAZA, CPA**  
 Head, Accounting Unit  
 Office of the Director

Recommending Approval:

  
**AMELITA D. ORTIZ**  
 Assistant Director *AM*

Approved By:

  
**NATIVIDAD Y. BERNARDINO**  
 OIC Director