

**MONTHLY REPORT OF DISBURSEMENTS**  
For the month of August 2023

Department : Department of Environment and Natural Resources (DENR)  
 Agency/Entity : Office of the Secretary  
 Operating Unit : Biodiversity Management Bureau (BMB)  
 Organization Code (UACS) : 10 001 0200003  
 Fund Cluster : 01 - Regular Agency Fund

Particulars	Current Year Budget					Prior Year's Budget											SUB-TOTAL	Trust Liabilities				Grand Total					Remarks	
	PS	MOOE	FinEx	CO	TOTAL	Prior Year's Accounts Payable					Current Year's Accounts Payable					TOTAL		PS	MOOE	CO	TOTAL	PS	MOOE	FinEx	CO	TOTAL		
						PS	MOOE	FinEx	CO	Sub-Total	PS	MOOE	FinEx	CO	Sub-Total													17=(11+12+13+14+15)
CASH DISBURSEMENTS	6,190,561.50	11,455,972.27	0.00	0.00	17,646,533.77	0.00	0.00	0.00	0.00	0.00	0.00	0.00	0.00	0.00	0.00	0.00	17,646,533.77	0.00	0.00	0.00	0.00	6,190,561.50	11,455,972.27	0.00	0.00	17,646,533.77		
Notice of Cash Allocation (NCA)	6,190,561.50	11,455,972.27	0.00	0.00	17,646,533.77	0.00	0.00	0.00	0.00	0.00	0.00	0.00	0.00	0.00	0.00	0.00	17,646,533.77	0.00	0.00	0.00	0.00	6,190,561.50	11,455,972.27	0.00	0.00	17,646,533.77		
MDS Checks Issued	88,497.20	704,077.75	0.00	0.00	792,574.95	0.00	0.00	0.00	0.00	0.00	0.00	0.00	0.00	0.00	0.00	0.00	792,574.95	0.00	0.00	0.00	0.00	88,497.20	704,077.75	0.00	0.00	792,574.95		
Advice to Debit Account	6,102,064.30	10,751,894.52	0.00	0.00	16,853,958.82	0.00	0.00	0.00	0.00	0.00	0.00	0.00	0.00	0.00	0.00	0.00	16,853,958.82	0.00	0.00	0.00	0.00	6,102,064.30	10,751,894.52	0.00	0.00	16,853,958.82		
Notice of Transfer Allocations (NTA)	0.00	0.00	0.00	0.00	0.00	0.00	0.00	0.00	0.00	0.00	0.00	0.00	0.00	0.00	0.00	0.00	0.00	0.00	0.00	0.00	0.00	0.00	0.00	0.00	0.00	0.00	0.00	
MDS Checks Issued	0.00	0.00	0.00	0.00	0.00	0.00	0.00	0.00	0.00	0.00	0.00	0.00	0.00	0.00	0.00	0.00	0.00	0.00	0.00	0.00	0.00	0.00	0.00	0.00	0.00	0.00	0.00	
Advice to Debit Account	0.00	0.00	0.00	0.00	0.00	0.00	0.00	0.00	0.00	0.00	0.00	0.00	0.00	0.00	0.00	0.00	0.00	0.00	0.00	0.00	0.00	0.00	0.00	0.00	0.00	0.00	0.00	
Working Fund for FAPs	0.00	0.00	0.00	0.00	0.00	0.00	0.00	0.00	0.00	0.00	0.00	0.00	0.00	0.00	0.00	0.00	0.00	0.00	0.00	0.00	0.00	0.00	0.00	0.00	0.00	0.00	0.00	
Cash Disbursement Ceiling (CDC)	0.00	0.00	0.00	0.00	0.00	0.00	0.00	0.00	0.00	0.00	0.00	0.00	0.00	0.00	0.00	0.00	0.00	0.00	0.00	0.00	0.00	0.00	0.00	0.00	0.00	0.00	0.00	
<b>TOTAL CASH DISBURSEMENTS</b>	<b>6,190,561.50</b>	<b>11,455,972.27</b>	<b>0.00</b>	<b>0.00</b>	<b>17,646,533.77</b>	<b>0.00</b>	<b>0.00</b>	<b>0.00</b>	<b>0.00</b>	<b>0.00</b>	<b>0.00</b>	<b>0.00</b>	<b>0.00</b>	<b>0.00</b>	<b>0.00</b>	<b>0.00</b>	<b>17,646,533.77</b>	<b>0.00</b>	<b>0.00</b>	<b>0.00</b>	<b>0.00</b>	<b>6,190,561.50</b>	<b>11,455,972.27</b>	<b>0.00</b>	<b>0.00</b>	<b>17,646,533.77</b>		
NON-CASH DISBURSEMENTS	326,714.45	279,868.74	0.00	0.00	606,583.19	0.00	0.00	0.00	0.00	0.00	0.00	0.00	0.00	0.00	0.00	0.00	606,583.19	0.00	0.00	0.00	0.00	326,714.45	279,868.74	0.00	0.00	606,583.19		
Tax Remittance Advices Issued (TRA)	326,714.45	279,868.74	0.00	0.00	606,583.19	0.00	0.00	0.00	0.00	0.00	0.00	0.00	0.00	0.00	0.00	0.00	606,583.19	0.00	0.00	0.00	0.00	326,714.45	279,868.74	0.00	0.00	606,583.19		
Non-Cash Availment Authority (NCAA)	0.00	0.00	0.00	0.00	0.00	0.00	0.00	0.00	0.00	0.00	0.00	0.00	0.00	0.00	0.00	0.00	0.00	0.00	0.00	0.00	0.00	0.00	0.00	0.00	0.00	0.00		
Disbursements effected through outright deductions from claims (please specify...)	0.00	0.00	0.00	0.00	0.00	0.00	0.00	0.00	0.00	0.00	0.00	0.00	0.00	0.00	0.00	0.00	0.00	0.00	0.00	0.00	0.00	0.00	0.00	0.00	0.00	0.00		
Overpayment of expenses(e.g. personnel benefits)	0.00	0.00	0.00	0.00	0.00	0.00	0.00	0.00	0.00	0.00	0.00	0.00	0.00	0.00	0.00	0.00	0.00	0.00	0.00	0.00	0.00	0.00	0.00	0.00	0.00	0.00		
Restitution for loss of government property	0.00	0.00	0.00	0.00	0.00	0.00	0.00	0.00	0.00	0.00	0.00	0.00	0.00	0.00	0.00	0.00	0.00	0.00	0.00	0.00	0.00	0.00	0.00	0.00	0.00	0.00		
Liquidated damages and similar claims	0.00	0.00	0.00	0.00	0.00	0.00	0.00	0.00	0.00	0.00	0.00	0.00	0.00	0.00	0.00	0.00	0.00	0.00	0.00	0.00	0.00	0.00	0.00	0.00	0.00	0.00		
Others(TEF, BTr-Documentary Stamp Tax, etc.)	0.00	0.00	0.00	0.00	0.00	0.00	0.00	0.00	0.00	0.00	0.00	0.00	0.00	0.00	0.00	0.00	0.00	0.00	0.00	0.00	0.00	0.00	0.00	0.00	0.00	0.00		
<b>TOTAL NON-CASH DISBURSEMENTS</b>	<b>326,714.45</b>	<b>279,868.74</b>	<b>0.00</b>	<b>0.00</b>	<b>606,583.19</b>	<b>0.00</b>	<b>0.00</b>	<b>0.00</b>	<b>0.00</b>	<b>0.00</b>	<b>0.00</b>	<b>0.00</b>	<b>0.00</b>	<b>0.00</b>	<b>0.00</b>	<b>0.00</b>	<b>606,583.19</b>	<b>0.00</b>	<b>0.00</b>	<b>0.00</b>	<b>0.00</b>	<b>326,714.45</b>	<b>279,868.74</b>	<b>0.00</b>	<b>0.00</b>	<b>606,583.19</b>		
<b>GRAND TOTAL</b>	<b>6,517,275.95</b>	<b>11,735,841.01</b>	<b>0.00</b>	<b>0.00</b>	<b>18,253,116.96</b>	<b>0.00</b>	<b>0.00</b>	<b>0.00</b>	<b>0.00</b>	<b>0.00</b>	<b>0.00</b>	<b>0.00</b>	<b>0.00</b>	<b>0.00</b>	<b>0.00</b>	<b>0.00</b>	<b>18,253,116.96</b>	<b>0.00</b>	<b>0.00</b>	<b>0.00</b>	<b>0.00</b>	<b>6,517,275.95</b>	<b>11,735,841.01</b>	<b>0.00</b>	<b>0.00</b>	<b>18,253,116.96</b>		


**SUMMARY**

Particulars (1)	Previous Report (2)	This Month (3)	As at Date (4)
Total Disbursement Authorities Received	156,668,280.67	22,944,724.19	179,613,004.86
NCA	146,235,460.00	19,777,000.00	166,012,460.00
NTA	3,564,826.00	2,561,141.00	6,125,967.00
Working Fund	0.00	0.00	0.00
TRA	6,867,994.67	606,583.19	7,474,577.86
CDC	0.00	0.00	0.00
NCAA	0.00	0.00	0.00
Less: Notice of Transfer of Allocations (NTA)* issued	0.00	0.00	0.00
Total Disbursement Authorities Available	156,668,280.67	22,944,724.19	179,613,004.86
Less:	0.00	0.00	0.00
Lapsed NCA	518.38	0.00	518.38
Disbursements	149,416,637.92	18,253,116.96	167,669,754.88
Less: Other Non-Cash Disbursements	0.00	0.00	0.00
Disbursements effected through outright deductions from claims	0.00	0.00	0.00
Overpayment of expenses(e.g. personnel benefits)	0.00	0.00	0.00
Restitution for loss of government property	0.00	0.00	0.00
Liquidated damages and similar claims	0.00	0.00	0.00
Others (e.g. TEF, BTr, Docs Stamp, etc.)	0.00	0.00	0.00
Add/Less: Adjustments (e.g. cancelled/staled checks)	0.00	0.00	0.00
Balance of Disbursement Authorities as at date	7,251,124.37	4,691,607.23	11,942,731.60
Total Disbursements Program	156,668,280.67	22,944,724.19	179,613,004.86
Less: *Actual Disbursements	149,416,637.92	18,253,116.96	167,669,754.88
(Over)/Under spending	7,251,642.75	4,691,607.23	11,943,249.98

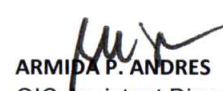
Notes: \* The use of NTA is discouraged

Notes: \*\* Amounts should tally with the grand total disbursemnt (column 27).


Certified Correct:

  
**IZEL D. IBARDOLAZA, CPA**  
 Head, Accounting Unit  
 Office of the Director

Recommending Approval:

  
**ARMIDA P. ANDRES**  
 OIC Assistant Director, BMB  
 In concurrent capacity as Chief,  
 Coastal and Marine Division

Approved By:

  
**MARCIAL C. AMARO, JR.**  
 Assistant Secretary for International Affairs and  
 Concurrent OIC Director, BMB