

MONTHLY REPORT OF DISBURSEMENTS
For the month of May 2023

Department : Department of Environment and Natural Resources (DENR)
 Agency/Entity : Office of the Secretary
 Operating Unit : Biodiversity Management Bureau (BMB)
 Organization Code (UACS) : 10 001 0200003
 Fund Cluster : 01 - Regular Agency Fund

| Particulars | Current Year Budget | | | | | Prior Year's Budget | | | | | | | | | | | SUB-TOTAL | Trust Liabilities | | | | Grand Total | | | | | Remarks | |
|--|----------------------|----------------------|-------------|-------------------|----------------------|-------------------------------|-------------|-------------|-------------|---------------|---------------------------------|-------------|-------------|-------------|------------------|-------------|----------------------|-------------------|-------------|-------------|---------------|----------------------|----------------------|-------------|-------------------|----------------------|---------|------|
| | PS | MOOE | FinEx | CO | TOTAL | Prior Year's Accounts Payable | | | | | Current Year's Accounts Payable | | | | | | | PS | MOOE | CO | TOTAL | PS | MOOE | FinEx | CO | TOTAL | | |
| | | | | | | PS | MOOE | FinEx | CO | Sub-Total | PS | MOOE | FinEx | CO | Sub-Total | PS | | | | | | | | | | | | MOOE |
| 1 | 2 | 3 | 4 | 5 | 6=(2+3+4+5) | 7 | 8 | 9 | 10 | 11=(7+8+9+10) | 12 | 13 | 14 | 15 | 16=(12+13+14+15) | 17=(11+16) | 18=(6+17) | 19 | 20 | 21 | 22=(19+20+21) | 23 | 24 | 25 | 26 | 27=(23+24+25+26) | 28 | |
| CASH DISBURSEMENTS | 10,796,019.50 | 12,552,205.05 | 0.00 | 385,196.43 | 23,733,420.98 | 0.00 | 0.00 | 0.00 | 0.00 | 0.00 | 0.00 | 0.00 | 0.00 | 0.00 | 0.00 | 0.00 | 23,733,420.98 | 0.00 | 0.00 | 0.00 | 0.00 | 10,796,019.50 | 12,552,205.05 | 0.00 | 385,196.43 | 23,733,420.98 | | |
| Notice of Cash Allocation (NCA) | 10,796,019.50 | 12,552,205.05 | 0.00 | 385,196.43 | 23,733,420.98 | 0.00 | 0.00 | 0.00 | 0.00 | 0.00 | 0.00 | 0.00 | 0.00 | 0.00 | 0.00 | 0.00 | 23,733,420.98 | 0.00 | 0.00 | 0.00 | 0.00 | 10,796,019.50 | 12,552,205.05 | 0.00 | 385,196.43 | 23,733,420.98 | | |
| MDS Checks Issued | 142,373.69 | 192,042.00 | 0.00 | 0.00 | 334,415.69 | 0.00 | 0.00 | 0.00 | 0.00 | 0.00 | 0.00 | 0.00 | 0.00 | 0.00 | 0.00 | 0.00 | 334,415.69 | 0.00 | 0.00 | 0.00 | 0.00 | 142,373.69 | 192,042.00 | 0.00 | 0.00 | 334,415.69 | | |
| Advice to Debit Account | 10,653,645.81 | 12,360,163.05 | 0.00 | 385,196.43 | 23,399,005.29 | 0.00 | 0.00 | 0.00 | 0.00 | 0.00 | 0.00 | 0.00 | 0.00 | 0.00 | 0.00 | 0.00 | 23,399,005.29 | 0.00 | 0.00 | 0.00 | 0.00 | 10,653,645.81 | 12,360,163.05 | 0.00 | 385,196.43 | 23,399,005.29 | | |
| Notice of Transfer Allocations (NTA) | 0.00 | 0.00 | 0.00 | 0.00 | 0.00 | 0.00 | 0.00 | 0.00 | 0.00 | 0.00 | 0.00 | 0.00 | 0.00 | 0.00 | 0.00 | 0.00 | 0.00 | 0.00 | 0.00 | 0.00 | 0.00 | 0.00 | 0.00 | 0.00 | 0.00 | 0.00 | 0.00 | |
| MDS Checks Issued | 0.00 | 0.00 | 0.00 | 0.00 | 0.00 | 0.00 | 0.00 | 0.00 | 0.00 | 0.00 | 0.00 | 0.00 | 0.00 | 0.00 | 0.00 | 0.00 | 0.00 | 0.00 | 0.00 | 0.00 | 0.00 | 0.00 | 0.00 | 0.00 | 0.00 | 0.00 | 0.00 | |
| Advice to Debit Account | 0.00 | 0.00 | 0.00 | 0.00 | 0.00 | 0.00 | 0.00 | 0.00 | 0.00 | 0.00 | 0.00 | 0.00 | 0.00 | 0.00 | 0.00 | 0.00 | 0.00 | 0.00 | 0.00 | 0.00 | 0.00 | 0.00 | 0.00 | 0.00 | 0.00 | 0.00 | 0.00 | |
| Working Fund for FAPs | 0.00 | 0.00 | 0.00 | 0.00 | 0.00 | 0.00 | 0.00 | 0.00 | 0.00 | 0.00 | 0.00 | 0.00 | 0.00 | 0.00 | 0.00 | 0.00 | 0.00 | 0.00 | 0.00 | 0.00 | 0.00 | 0.00 | 0.00 | 0.00 | 0.00 | 0.00 | 0.00 | |
| Cash Disbursement Ceiling (CDC) | 0.00 | 0.00 | 0.00 | 0.00 | 0.00 | 0.00 | 0.00 | 0.00 | 0.00 | 0.00 | 0.00 | 0.00 | 0.00 | 0.00 | 0.00 | 0.00 | 0.00 | 0.00 | 0.00 | 0.00 | 0.00 | 0.00 | 0.00 | 0.00 | 0.00 | 0.00 | 0.00 | |
| TOTAL CASH DISBURSEMENTS | 10,796,019.50 | 12,552,205.05 | 0.00 | 385,196.43 | 23,733,420.98 | 0.00 | 0.00 | 0.00 | 0.00 | 0.00 | 0.00 | 0.00 | 0.00 | 0.00 | 0.00 | 0.00 | 23,733,420.98 | 0.00 | 0.00 | 0.00 | 0.00 | 10,796,019.50 | 12,552,205.05 | 0.00 | 385,196.43 | 23,733,420.98 | | |
| NON-CASH DISBURSEMENTS | 347,201.25 | 455,608.97 | 0.00 | 0.00 | 802,810.22 | 0.00 | 0.00 | 0.00 | 0.00 | 0.00 | 0.00 | 0.00 | 0.00 | 0.00 | 0.00 | 0.00 | 802,810.22 | 0.00 | 0.00 | 0.00 | 0.00 | 347,201.25 | 455,608.97 | 0.00 | 0.00 | 802,810.22 | | |
| Tax Remittance Advices Issued (TRA) | 347,201.25 | 455,608.97 | 0.00 | 0.00 | 802,810.22 | 0.00 | 0.00 | 0.00 | 0.00 | 0.00 | 0.00 | 0.00 | 0.00 | 0.00 | 0.00 | 0.00 | 802,810.22 | 0.00 | 0.00 | 0.00 | 0.00 | 347,201.25 | 455,608.97 | 0.00 | 0.00 | 802,810.22 | | |
| Non-Cash Availment Authority (NCAA) | 0.00 | 0.00 | 0.00 | 0.00 | 0.00 | 0.00 | 0.00 | 0.00 | 0.00 | 0.00 | 0.00 | 0.00 | 0.00 | 0.00 | 0.00 | 0.00 | 0.00 | 0.00 | 0.00 | 0.00 | 0.00 | 0.00 | 0.00 | 0.00 | 0.00 | 0.00 | 0.00 | |
| Disbursements effected through outright deductions from claims (please specify...) | 0.00 | 0.00 | 0.00 | 0.00 | 0.00 | 0.00 | 0.00 | 0.00 | 0.00 | 0.00 | 0.00 | 0.00 | 0.00 | 0.00 | 0.00 | 0.00 | 0.00 | 0.00 | 0.00 | 0.00 | 0.00 | 0.00 | 0.00 | 0.00 | 0.00 | 0.00 | 0.00 | |
| Overpayment of expenses(e.g. personnel benefits) | 0.00 | 0.00 | 0.00 | 0.00 | 0.00 | 0.00 | 0.00 | 0.00 | 0.00 | 0.00 | 0.00 | 0.00 | 0.00 | 0.00 | 0.00 | 0.00 | 0.00 | 0.00 | 0.00 | 0.00 | 0.00 | 0.00 | 0.00 | 0.00 | 0.00 | 0.00 | 0.00 | |
| Restitution for loss of government property | 0.00 | 0.00 | 0.00 | 0.00 | 0.00 | 0.00 | 0.00 | 0.00 | 0.00 | 0.00 | 0.00 | 0.00 | 0.00 | 0.00 | 0.00 | 0.00 | 0.00 | 0.00 | 0.00 | 0.00 | 0.00 | 0.00 | 0.00 | 0.00 | 0.00 | 0.00 | 0.00 | |
| Liquidated damages and similar claims | 0.00 | 0.00 | 0.00 | 0.00 | 0.00 | 0.00 | 0.00 | 0.00 | 0.00 | 0.00 | 0.00 | 0.00 | 0.00 | 0.00 | 0.00 | 0.00 | 0.00 | 0.00 | 0.00 | 0.00 | 0.00 | 0.00 | 0.00 | 0.00 | 0.00 | 0.00 | 0.00 | |
| Others(TEF, BTr-Documentary Stamp Tax, etc.) | 0.00 | 0.00 | 0.00 | 0.00 | 0.00 | 0.00 | 0.00 | 0.00 | 0.00 | 0.00 | 0.00 | 0.00 | 0.00 | 0.00 | 0.00 | 0.00 | 0.00 | 0.00 | 0.00 | 0.00 | 0.00 | 0.00 | 0.00 | 0.00 | 0.00 | 0.00 | 0.00 | |
| TOTAL NON-CASH DISBURSEMENTS | 347,201.25 | 455,608.97 | 0.00 | 0.00 | 802,810.22 | 0.00 | 0.00 | 0.00 | 0.00 | 0.00 | 0.00 | 0.00 | 0.00 | 0.00 | 0.00 | 0.00 | 802,810.22 | 0.00 | 0.00 | 0.00 | 0.00 | 347,201.25 | 455,608.97 | 0.00 | 0.00 | 802,810.22 | | |
| GRAND TOTAL | 11,143,220.75 | 13,007,814.02 | 0.00 | 385,196.43 | 24,536,231.20 | 0.00 | 0.00 | 0.00 | 0.00 | 0.00 | 0.00 | 0.00 | 0.00 | 0.00 | 0.00 | 0.00 | 24,536,231.20 | 0.00 | 0.00 | 0.00 | 0.00 | 11,143,220.75 | 13,007,814.02 | 0.00 | 385,196.43 | 24,536,231.20 | | |


SUMMARY

| Particulars (1) | Previous Report (2) | This Month (3) | As at Date (4) |
|--|------------------------|-------------------|-------------------|
| Total Disbursement Authorities Received | 75,467,060.59 | 24,758,971.22 | 100,226,031.81 |
| NCA | 71,531,171.00 | 23,414,000.00 | 94,945,171.00 |
| NTA | 22,000.00 | 542,161.00 | 564,161.00 |
| Working Fund | 0.00 | 0.00 | 0.00 |
| TRA | 3,913,889.59 | 802,810.22 | 4,716,699.81 |
| CDC | 0.00 | 0.00 | 0.00 |
| NCAA | 0.00 | 0.00 | 0.00 |
| Less: Notice of Transfer of Allocations (NTA)* issued | 0.00 | 0.00 | 0.00 |
| Total Disbursement Authorities Available | 75,467,060.59 | 24,758,971.22 | 100,226,031.81 |
| Less: | 0.00 | 0.00 | 0.00 |
| Lapsed NCA | 43.23 | 0.00 | 43.23 |
| Disbursements | 75,466,811.11 | 24,536,231.20 | 100,003,042.31 |
| Less: Other Non-Cash Disbursements | 0.00 | 0.00 | 0.00 |
| Disbursements effected through outright deductions from claims | 0.00 | 0.00 | 0.00 |
| Overpayment of expenses(e.g. personnel benefits) | 0.00 | 0.00 | 0.00 |
| Restitution for loss of government property | 0.00 | 0.00 | 0.00 |
| Liquidated damages and similar claims | 0.00 | 0.00 | 0.00 |
| Others (e.g. TEF, BTr, Docs Stamp, etc.) | 0.00 | 0.00 | 0.00 |
| Add/Less: Adjustments (e.g. cancelled/staled checks) | 0.00 | 0.00 | 0.00 |
| Balance of Disbursement Authorities as at date | 206.25 | 222,740.02 | 222,946.27 |
| Total Disbursements Program | 75,467,060.59 | 24,758,971.22 | 100,226,031.81 |
| Less: *Actual Disbursements | 75,466,811.11 | 24,536,231.20 | 100,003,042.31 |
| (Over)/Under spending | 249.48 | 222,740.02 | 222,989.50 |

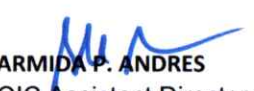
Notes: * The use of NTA is discouraged

Notes: ** Amounts should tally with the grand total disbursement (column 27).

Certified Correct:

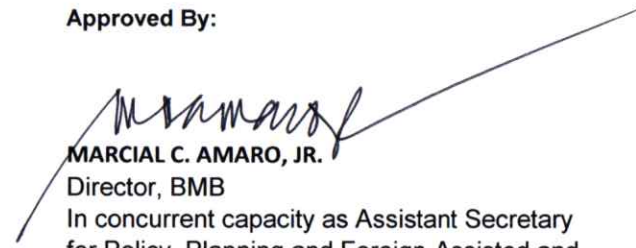

IZEL D. IBARDOLAZA, CPA
 Head, Accounting Unit
 Office of the Director

Recommending Approval:


ARMIDA P. ANDRES
 OIC Assistant Director, BMB
 In concurrent capacity as Chief,
 Coastal and Marine Division

f

Approved By:


MARCIAL C. AMARO, JR.
 Director, BMB
 In concurrent capacity as Assistant Secretary
 for Policy, Planning and Foreign-Assisted and
 Special Projects