

**MONTHLY REPORT OF DISBURSEMENTS**

For the month of March 2023

Department : Department of Environment and Natural Resources (DENR)  
 Agency/Entity : Office of the Secretary  
 Operating Unit : Biodiversity Management Bureau (BMB)  
 Organization Code (UACS) : 10 001 0200003  
 Fund Cluster : 01 Regular Agency Fund

| Particulars  | Current Year Budget |                     |             |                     |                      | Prior Year's Budget           |             |             |             |             |                                 |             |             |             |               |             | SUB-TOTAL            | Trust Liabilities |             |             |               | Grand Total         |                     |             |                     |                      | Remarks |
|--|---------------------|---------------------|-------------|---------------------|----------------------|-------------------------------|-------------|-------------|-------------|-------------|---------------------------------|-------------|-------------|-------------|---------------|-------------|----------------------|-------------------|-------------|-------------|---------------|---------------------|---------------------|-------------|---------------------|----------------------|---------|
|  | PS                  | MOOE                | FinEx       | CO                  | TOTAL                | Prior Year's Accounts Payable |             |             |             |             | Current Year's Accounts Payable |             |             |             |               |             |                      | PS                | MOOE        | CO          | TOTAL         | PS                  | MOOE                | FinEx       | CO                  | TOTAL                |         |
|  |                     |                     |             |                     |                      | PS                            | MOOE        | FinEx       | CO          | Sub-Total   | PS                              | MOOE        | FinEx       | CO          | Sub-Total     | PS          |                      |                   |             |             |               |                     |                     |             |                     |                      |         |
| 1  | 2                   | 3                   | 4           | 5                   | 6=(2+3+4+5)          | 7                             | 8           | 9           | 10          | 11=(7+8+9)  | 12                              | 13          | 14          | 15          | 16=(12+13+14) | 17=(15+16)  | 18=(6+17)            | 19                | 20          | 21          | 22=(19+20+21) | 23                  | 24                  | 25          | 26                  | 27=(23+24+25+26)     | 28      |
| CASH DISBURSEMENTS   | 7,005,380.83        | 8,193,131.60        | 0.00        | 2,471,452.62        | 17,669,965.05        | 0.00                          | 0.00        | 0.00        | 0.00        | 0.00        | 0.00                            | 0.00        | 0.00        | 0.00        | 0.00          | 0.00        | 17,669,965.05        | 0.00              | 0.00        | 0.00        | 0.00          | 7,005,380.83        | 8,193,131.60        | 0.00        | 2,471,452.62        | 17,669,965.05        |         |
| Notice of Cash Allocation (NCA)  | 7,005,380.83        | 8,193,131.60        | 0.00        | 2,471,452.62        | 17,669,965.05        | 0.00                          | 0.00        | 0.00        | 0.00        | 0.00        | 0.00                            | 0.00        | 0.00        | 0.00        | 0.00          | 0.00        | 17,669,965.05        | 0.00              | 0.00        | 0.00        | 0.00          | 7,005,380.83        | 8,193,131.60        | 0.00        | 2,471,452.62        | 17,669,965.05        |         |
| MDS Checks Issued  | 235,960.01          | 279,841.00          | 0.00        | 0.00                | 515,801.01           | 0.00                          | 0.00        | 0.00        | 0.00        | 0.00        | 0.00                            | 0.00        | 0.00        | 0.00        | 0.00          | 0.00        | 515,801.01           | 0.00              | 0.00        | 0.00        | 0.00          | 235,960.01          | 279,841.00          | 0.00        | 0.00                | 515,801.01           |         |
| Advice to Debit Account  | 6,769,420.82        | 7,913,290.60        | 0.00        | 2,471,452.62        | 17,154,164.04        | 0.00                          | 0.00        | 0.00        | 0.00        | 0.00        | 0.00                            | 0.00        | 0.00        | 0.00        | 0.00          | 0.00        | 17,154,164.04        | 0.00              | 0.00        | 0.00        | 0.00          | 6,769,420.82        | 7,913,290.60        | 0.00        | 2,471,452.62        | 17,154,164.04        |         |
| Notice of Transfer Allocations (NTA)   | 0.00                | 0.00                | 0.00        | 0.00                | 0.00                 | 0.00                          | 0.00        | 0.00        | 0.00        | 0.00        | 0.00                            | 0.00        | 0.00        | 0.00        | 0.00          | 0.00        | 0.00                 | 0.00              | 0.00        | 0.00        | 0.00          | 0.00                | 0.00                | 0.00        | 0.00                | 0.00                 |         |
| MDS Checks Issued  | 0.00                | 0.00                | 0.00        | 0.00                | 0.00                 | 0.00                          | 0.00        | 0.00        | 0.00        | 0.00        | 0.00                            | 0.00        | 0.00        | 0.00        | 0.00          | 0.00        | 0.00                 | 0.00              | 0.00        | 0.00        | 0.00          | 0.00                | 0.00                | 0.00        | 0.00                | 0.00                 |         |
| Advice to Debit Account  | 0.00                | 0.00                | 0.00        | 0.00                | 0.00                 | 0.00                          | 0.00        | 0.00        | 0.00        | 0.00        | 0.00                            | 0.00        | 0.00        | 0.00        | 0.00          | 0.00        | 0.00                 | 0.00              | 0.00        | 0.00        | 0.00          | 0.00                | 0.00                | 0.00        | 0.00                | 0.00                 |         |
| Working Fund for FAPs  | 0.00                | 0.00                | 0.00        | 0.00                | 0.00                 | 0.00                          | 0.00        | 0.00        | 0.00        | 0.00        | 0.00                            | 0.00        | 0.00        | 0.00        | 0.00          | 0.00        | 0.00                 | 0.00              | 0.00        | 0.00        | 0.00          | 0.00                | 0.00                | 0.00        | 0.00                | 0.00                 |         |
| Cash Disbursement Ceiling (CDC)  | 0.00                | 0.00                | 0.00        | 0.00                | 0.00                 | 0.00                          | 0.00        | 0.00        | 0.00        | 0.00        | 0.00                            | 0.00        | 0.00        | 0.00        | 0.00          | 0.00        | 0.00                 | 0.00              | 0.00        | 0.00        | 0.00          | 0.00                | 0.00                | 0.00        | 0.00                | 0.00                 |         |
| <b>TOTAL CASH DISBURSEMENTS</b>  | <b>7,005,380.83</b> | <b>8,193,131.60</b> | <b>0.00</b> | <b>2,471,452.62</b> | <b>17,669,965.05</b> | <b>0.00</b>                   | <b>0.00</b> | <b>0.00</b> | <b>0.00</b> | <b>0.00</b> | <b>0.00</b>                     | <b>0.00</b> | <b>0.00</b> | <b>0.00</b> | <b>0.00</b>   | <b>0.00</b> | <b>17,669,965.05</b> | <b>0.00</b>       | <b>0.00</b> | <b>0.00</b> | <b>0.00</b>   | <b>7,005,380.83</b> | <b>8,193,131.60</b> | <b>0.00</b> | <b>2,471,452.62</b> | <b>17,669,965.05</b> |         |
| NON-CASH DISBURSEMENTS   | 352,804.83          | 184,692.21          | 0.00        | 0.00                | 537,497.04           | 0.00                          | 0.00        | 0.00        | 0.00        | 0.00        | 0.00                            | 0.00        | 0.00        | 0.00        | 0.00          | 0.00        | 537,497.04           | 0.00              | 0.00        | 0.00        | 0.00          | 352,804.83          | 184,692.21          | 0.00        | 0.00                | 537,497.04           |         |
| Tax Remittance Advices Issued (TRA)  | 352,804.83          | 184,692.21          | 0.00        | 0.00                | 537,497.04           | 0.00                          | 0.00        | 0.00        | 0.00        | 0.00        | 0.00                            | 0.00        | 0.00        | 0.00        | 0.00          | 0.00        | 537,497.04           | 0.00              | 0.00        | 0.00        | 0.00          | 352,804.83          | 184,692.21          | 0.00        | 0.00                | 537,497.04           |         |
| Non-Cash Availment Authority (NCAA)  | 0.00                | 0.00                | 0.00        | 0.00                | 0.00                 | 0.00                          | 0.00        | 0.00        | 0.00        | 0.00        | 0.00                            | 0.00        | 0.00        | 0.00        | 0.00          | 0.00        | 0.00                 | 0.00              | 0.00        | 0.00        | 0.00          | 0.00                | 0.00                | 0.00        | 0.00                | 0.00                 |         |
| Disbursements effected through outright deductions from claims (please specify...) | 0.00                | 0.00                | 0.00        | 0.00                | 0.00                 | 0.00                          | 0.00        | 0.00        | 0.00        | 0.00        | 0.00                            | 0.00        | 0.00        | 0.00        | 0.00          | 0.00        | 0.00                 | 0.00              | 0.00        | 0.00        | 0.00          | 0.00                | 0.00                | 0.00        | 0.00                | 0.00                 |         |
| Overpayment of expenses(e.g. personnel benefits)                                   | 0.00                | 0.00                | 0.00        | 0.00                | 0.00                 | 0.00                          | 0.00        | 0.00        | 0.00        | 0.00        | 0.00                            | 0.00        | 0.00        | 0.00        | 0.00          | 0.00        | 0.00                 | 0.00              | 0.00        | 0.00        | 0.00          | 0.00                | 0.00                | 0.00        | 0.00                | 0.00                 |         |
| Restitution for loss of government property  | 0.00                | 0.00                | 0.00        | 0.00                | 0.00                 | 0.00                          | 0.00        | 0.00        | 0.00        | 0.00        | 0.00                            | 0.00        | 0.00        | 0.00        | 0.00          | 0.00        | 0.00                 | 0.00              | 0.00        | 0.00        | 0.00          | 0.00                | 0.00                | 0.00        | 0.00                | 0.00                 |         |
| Liquidated damages and similar claims  | 0.00                | 0.00                | 0.00        | 0.00                | 0.00                 | 0.00                          | 0.00        | 0.00        | 0.00        | 0.00        | 0.00                            | 0.00        | 0.00        | 0.00        | 0.00          | 0.00        | 0.00                 | 0.00              | 0.00        | 0.00        | 0.00          | 0.00                | 0.00                | 0.00        | 0.00                | 0.00                 |         |
| Others(TEF, BTr-Documentary Stamp Tax, etc.)                                       | 0.00                | 0.00                | 0.00        | 0.00                | 0.00                 | 0.00                          | 0.00        | 0.00        | 0.00        | 0.00        | 0.00                            | 0.00        | 0.00        | 0.00        | 0.00          | 0.00        | 0.00                 | 0.00              | 0.00        | 0.00        | 0.00          | 0.00                | 0.00                | 0.00        | 0.00                | 0.00                 |         |
| <b>TOTAL NON-CASH DISBURSEMENTS</b>  | <b>352,804.83</b>   | <b>184,692.21</b>   | <b>0.00</b> | <b>0.00</b>         | <b>537,497.04</b>    | <b>0.00</b>                   | <b>0.00</b> | <b>0.00</b> | <b>0.00</b> | <b>0.00</b> | <b>0.00</b>                     | <b>0.00</b> | <b>0.00</b> | <b>0.00</b> | <b>0.00</b>   | <b>0.00</b> | <b>537,497.04</b>    | <b>0.00</b>       | <b>0.00</b> | <b>0.00</b> | <b>0.00</b>   | <b>352,804.83</b>   | <b>184,692.21</b>   | <b>0.00</b> | <b>0.00</b>         | <b>537,497.04</b>    |         |
| <b>GRAND TOTAL</b>   | <b>7,358,185.66</b> | <b>8,377,823.81</b> | <b>0.00</b> | <b>2,471,452.62</b> | <b>18,207,462.09</b> | <b>0.00</b>                   | <b>0.00</b> | <b>0.00</b> | <b>0.00</b> | <b>0.00</b> | <b>0.00</b>                     | <b>0.00</b> | <b>0.00</b> | <b>0.00</b> | <b>0.00</b>   | <b>0.00</b> | <b>18,207,462.09</b> | <b>0.00</b>       | <b>0.00</b> | <b>0.00</b> | <b>0.00</b>   | <b>7,358,185.66</b> | <b>8,377,823.81</b> | <b>0.00</b> | <b>2,471,452.62</b> | <b>18,207,462.09</b> |         |

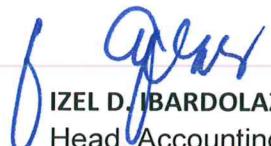
**SUMMARY**

| Particulars<br>(1)   | Previous Report<br>(2) | This Month<br>(3) | As at Date<br>(4) |
|--|------------------------|-------------------|-------------------|
| Total Disbursement Authorities Received                        | 31,676,548.69          | 15,990,706.04     | 47,667,254.73     |
| NCA  | 28,978,000.00          | 15,431,209.00     | 44,409,209.00     |
| NTA  | 0.00                   | 22,000.00         | 22,000.00         |
| Working Fund   | 0.00                   | 0.00              | 0.00              |
| TRA  | 2,698,548.69           | 537,497.04        | 3,236,045.73      |
| CDC  | 0.00                   | 0.00              | 0.00              |
| NCAA   | 0.00                   | 0.00              | 0.00              |
| Less: Notice of Transfer of Allocations (NTA)* issued          | 0.00                   | 0.00              | 0.00              |
| Total Disbursement Authorities Available                       | 31,676,548.69          | 15,990,706.04     | 47,667,254.73     |
| Less:  | 0.00                   | 0.00              | 0.00              |
| Lapsed NCA Disbursements                                       | 0.00                   | 43.23             | 43.23             |
| Disbursements  | 29,459,749.41          | 18,207,462.09     | 47,667,211.50     |
| Less: Other Non-Cash Disbursements                             | 0.00                   | 0.00              | 0.00              |
| Disbursements effected through outright deductions from claims | 0.00                   | 0.00              | 0.00              |
| Overpayment of expenses(e.g. personnel benefits)               | 0.00                   | 0.00              | 0.00              |
| Restitution for loss of government property                    | 0.00                   | 0.00              | 0.00              |
| Liquidated damages and similar claims                          | 0.00                   | 0.00              | 0.00              |
| Others (e.g. TEF, BTr, Docs Stamp, etc.)                       | 0.00                   | 0.00              | 0.00              |
| Add/Less: Adjustments (e.g. cancelled/staled checks)           | 0.00                   | 0.00              | 0.00              |
| Balance of Disbursement Authorities as at date                 | 2,216,799.28           | (2,216,799.28)    | 0.00              |
| Total Disbursements Program                                    | 31,676,548.69          | 15,990,706.04     | 47,667,254.73     |
| Less: *Actual Disbursements                                    | 29,459,749.41          | 18,207,462.09     | 47,667,211.50     |
| (Over)/Under spending  | 2,216,799.28           | (2,216,756.05)    | 43.23             |


Notes: \* The use of NTA is discouraged

Notes: \*\* Amounts should tally with the grand total disbursement (column 27).


**Certified Correct:**

  
**IZEL D. BARDOLAZA, CPA**  
 Head, Accounting Unit  
 Office of the Director

**Recommending Approval:**

  
**ARMIDA P. ANDRES**  
 OIC Assistant Director, BMB  
 In concurrent capacity as Chief,  
 Coastal and Marine Division

**Approved By:**

  
**MARCIAL C. AMARO, JR.**  
 Director, BMB  
 In concurrent capacity as Assistant Secretary  
 for Policy, Planning and Foreign-Assisted and  
 Special Projects