




| PARTICULARS (1) | UACS CODE (2) | T O T A L | | | | | | | | | | | | | | | | | | | | Utilization % (oblig/allot) | Utilization % (disb/oblig) | | | | |
|--|-------------------|----------------------------------|--|------------------------------------|---------------------------|---|----------------------|----------------------|---|-------------------------------------|------------------------------------|------------------------------------|-----------------------------|---------------------------|-------------------------------------|------------------------------------|------------------------------------|-----------------------------------|---------------------------|--|--------------------------------------|--------------------------------|-------------------------------|----------------------------|------------------------------------|---|--|
| | | APPROPRIATIONS | | | | | ALLOTMENTS | | | | CURRENT YEAR OBLIGATIONS | | | | | | | CURRENT YEAR DISBURSEMENTS | | | | | | BALANCES | | | |
| | | Authorized Appropriations (3) | Adjustments (Transfer To) From, Realignment (4) | Adjusted Appropriations 5=(3+4) | Allotment Received (6) | Adjustments (Withdrawals, Realignment) (7) | (Transfer To) (8) | Transfer From (9) | Adjusted Total Allotments 10=(6+7)-(8+9) | 1st Quarter Ending March 31 (11) | 2nd Quarter Ending June 30 (12) | 3rd Quarter Ending Sept 30 (13) | As of Oct. 31, 2021 (14) | Total (15=11+12+13+14) | 1st Quarter Ending March 31 (16) | 2nd Quarter Ending June 30 (17) | 3rd Quarter Ending Sept 30 (18) | 4th Quarter Ending Dec 31 (19) | Total (20=16+17+18+19) | Unreleased Appropriations 21=(5-10) | Unobligated Allotments 22=(10-15) | | | Due and Demandable (23) | Not Yet Due and Demandable (24) | | |
| | | | | | | | | | | | | | | | | | | | | | | | | (oblig/allot) | (disb/oblig) | | |
| A. AGENCY SPECIFIC BUDGET/AUTOMATIC APPROPRIATIONS (RLIP) | 101 101 / 104 102 | 255,121,000.00 | (10,973,760.09) | 244,147,239.91 | 255,121,000.00 | 0.00 | (23,817,180.09) | 12,843,420.00 | 244,147,239.91 | 51,333,848.61 | 49,800,017.63 | 50,209,665.87 | 85,121,495.73 | 236,465,027.84 | 30,084,543.18 | 41,197,997.32 | 46,472,200.35 | 76,744,989.93 | 194,499,730.78 | - | 7,682,212.07 | 22,693,527.46 | 19,271,769.60 | 96.85 | 82.25 | | |
| PERSONNEL SERVICES REGULAR | 5010000000 | 83,781,000.00 | 4,030,000.00 | 87,811,000.00 | 83,781,000.00 | 4,030,000.00 | - | - | 87,811,000.00 | 16,632,949.39 | 25,583,645.82 | 16,173,561.38 | 28,646,606.44 | 87,036,763.03 | 16,497,259.38 | 20,833,653.00 | 20,402,941.40 | 27,837,909.25 | 85,571,763.03 | - | 774,236.97 | 1,465,000.00 | 0.00 | 99.12 | 98.32 | | |
| PERSONNEL SERVICES REGULAR | 5010000000 | 76,979,000.00 | 4,030,000.00 | 81,009,000.00 | 76,979,000.00 | 4,030,000.00 | - | - | 81,009,000.00 | 15,994,839.84 | 23,422,256.58 | 14,613,136.82 | 26,977,953.01 | 81,008,196.25 | 15,859,149.83 | 19,238,141.52 | 18,763,479.84 | 25,662,415.06 | 79,543,186.25 | - | 813.75 | 1,465,000.00 | 0.00 | 100.00 | 98.19 | | |
| PERSONNEL SERVICES REGULAR | 5010301000 | 6,802,000.00 | - | 6,802,000.00 | 6,802,000.00 | - | - | - | 6,802,000.00 | 638,109.55 | 2,161,389.24 | 1,560,424.56 | 1,668,653.43 | 6,028,576.78 | 638,109.55 | 1,595,511.48 | 1,619,461.56 | 2,175,494.19 | 6,028,576.78 | - | 773,423.22 | - | (0.00) | 88.63 | 100.00 | | |
| MAINTENANCE AND OTHER OPERATING EXPENSE | 5020000000 | 165,590,000.00 | (20,003,760.09) | 145,586,239.91 | 165,590,000.00 | (4,030,000.00) | (23,817,180.09) | 7,843,420.00 | 145,586,239.91 | 34,700,899.22 | 22,971,228.81 | 31,865,017.98 | 49,388,947.82 | 138,926,093.63 | 13,587,283.80 | 20,364,344.32 | 25,590,350.95 | 46,486,152.10 | 106,028,131.17 | - | 6,660,146.28 | 18,894,372.46 | 14,003,590.00 | 95.43 | 76.32 | | |
| CAPITAL OUTLAYS | 5060000000 | 5,750,000.00 | 5,000,000.00 | 10,750,000.00 | 5,750,000.00 | - | - | 5,000,000.00 | 10,750,000.00 | - | 1,245,143.00 | 2,171,086.51 | 7,085,941.67 | 10,502,171.18 | - | - | 478,908.00 | 2,420,928.58 | 2,899,836.58 | - | 247,828.82 | 2,334,155.00 | 5,268,179.60 | 97.69 | 27.61 | | |
| FINANCIAL EXPENSES | 5030000000 | - | - | - | - | - | - | - | - | - | - | - | - | - | - | - | - | - | - | - | - | - | - | - | - | | |
| B. SPECIAL PURPOSE FUNDS / AUTOMATIC APPROPRIATIONS | | | | | | | | | | | | | | | | | | | | | | | | | | | |
| 4. Miscellaneous Personnel Benefits Fund (MPBF) - Performance Based Bonus | 101 406 | - | 1,156,858.00 | 1,156,858.00 | - | - | - | 1,156,858.00 | 1,156,858.00 | - | - | - | 1,156,858.00 | 1,156,858.00 | - | - | - | - | - | - | - | - | 1,156,858.00 | - | 100.00 | - | |
| PERSONNEL SERVICES REGULAR | 5010000000 | - | 1,156,858.00 | 1,156,858.00 | - | - | - | 1,156,858.00 | 1,156,858.00 | - | - | - | 1,156,858.00 | 1,156,858.00 | - | - | - | - | - | - | - | - | 1,156,858.00 | - | 100.00 | - | |
| PERSONNEL SERVICES REGULAR | 5010000000 | - | 1,156,858.00 | 1,156,858.00 | - | - | - | 1,156,858.00 | 1,156,858.00 | - | - | - | 1,156,858.00 | 1,156,858.00 | - | - | - | - | - | - | - | - | 1,156,858.00 | - | 100.00 | - | |
| TOTAL SPECIAL PURPOSE FUNDS / AUTOMATIC APPROPRIATIONS | | - | 1,156,858.00 | 1,156,858.00 | - | - | - | 1,156,858.00 | 1,156,858.00 | - | - | - | 1,156,858.00 | 1,156,858.00 | - | - | - | - | - | - | - | - | 1,156,858.00 | - | 100.00 | - | |
| PERSONNEL SERVICES REGULAR | 5010000000 | - | 1,156,858.00 | 1,156,858.00 | - | - | - | 1,156,858.00 | 1,156,858.00 | - | - | - | 1,156,858.00 | 1,156,858.00 | - | - | - | - | - | - | - | - | 1,156,858.00 | - | 100.00 | - | |
| PERSONNEL SERVICES REGULAR | 5010000000 | - | 1,156,858.00 | 1,156,858.00 | - | - | - | 1,156,858.00 | 1,156,858.00 | - | - | - | 1,156,858.00 | 1,156,858.00 | - | - | - | - | - | - | - | - | 1,156,858.00 | - | 100.00 | - | |
| GRAND TOTAL | | 255,121,000.00 | (9,816,902.09) | 245,304,097.91 | 255,121,000.00 | 0.00 | (23,817,180.09) | 14,000,278.00 | 245,304,097.91 | 51,333,848.61 | 49,800,017.63 | 50,209,665.87 | 86,278,353.73 | 237,621,885.84 | 30,084,543.18 | 41,197,997.32 | 46,472,200.35 | 76,744,989.93 | 194,499,730.78 | - | 7,682,212.07 | 23,850,385.46 | 19,271,769.60 | 96.87 | 81.85 | | |
| PERSONNEL SERVICES REGULAR | 5010000000 | 83,781,000.00 | 5,186,858.00 | 88,967,858.00 | 83,781,000.00 | 4,030,000.00 | - | 1,156,858.00 | 88,967,858.00 | 16,632,949.39 | 25,583,645.82 | 16,173,561.38 | 29,803,464.44 | 88,193,621.03 | 16,497,259.38 | 20,833,653.00 | 20,402,941.40 | 27,837,909.25 | 85,571,763.03 | - | 774,236.97 | 2,621,858.00 | 0.00 | 99.13 | 97.03 | | |
| PERSONNEL SERVICES REGULAR | 5010000000 | 76,979,000.00 | 5,186,858.00 | 82,165,858.00 | 76,979,000.00 | 4,030,000.00 | - | 1,156,858.00 | 82,165,858.00 | 15,994,839.84 | 23,422,256.58 | 14,613,136.82 | 28,134,811.01 | 82,165,044.25 | 15,859,149.83 | 19,238,141.52 | 18,763,479.84 | 25,662,415.06 | 79,543,186.25 | - | 813.75 | 2,621,858.00 | 0.00 | 100.00 | 96.81 | | |
| PERSONNEL SERVICES REGULAR | 5010301000 | 6,802,000.00 | - | 6,802,000.00 | 6,802,000.00 | - | - | - | 6,802,000.00 | 638,109.55 | 2,161,389.24 | 1,560,424.56 | 1,668,653.43 | 6,028,576.78 | 638,109.55 | 1,595,511.48 | 1,619,461.56 | 2,175,494.19 | 6,028,576.78 | - | 773,423.22 | - | (0.00) | 88.63 | 100.00 | | |
| MAINTENANCE AND OTHER OPERATING EXPENSE | 5020000000 | 165,590,000.00 | (20,003,760.09) | 145,586,239.91 | 165,590,000.00 | (4,030,000.00) | (23,817,180.09) | 7,843,420.00 | 145,586,239.91 | 34,700,899.22 | 22,971,228.81 | 31,865,017.98 | 49,388,947.82 | 138,926,093.63 | 13,587,283.80 | 20,364,344.32 | 25,590,350.95 | 46,486,152.10 | 106,028,131.17 | - | 6,660,146.28 | 18,894,372.46 | 14,003,590.00 | 95.43 | 76.32 | | |
| CAPITAL OUTLAYS | 5060000000 | 5,750,000.00 | 5,000,000.00 | 10,750,000.00 | 5,750,000.00 | - | - | 5,000,000.00 | 10,750,000.00 | - | 1,245,143.00 | 2,171,086.51 | 7,085,941.67 | 10,502,171.18 | - | - | 478,908.00 | 2,420,928.58 | 2,899,836.58 | - | 247,828.82 | 2,334,155.00 | 5,268,179.60 | 97.69 | 27.61 | | |

Prepared by:

NIKKI ROSE B. DELOS SANTOS
 Administrative Officer IV
 Head, Budget Unit, Office of the Director

Certified Correct by:

IZEL D. IBAROLA
 Accountant III
 Head, Accounting Unit, Office of the Director

Approved by:

DATU TUNGKO M. SAIKOL
 Director

194,499,730.78