

STATEMENT OF APPROPRIATIONS, ALLOTMENTS, OBLIGATIONS, DISBURSEMENTS AND BALANCES

As of the Quarter Ending December 31, 2015
FUND 401


Department
Agency
Operating Unit
Organization Code (UACS)
Funding Source Code (as clustered)

ENVIRONMENT AND NATURAL RESOURCES
OFFICE OF THE SECRETARY
BIODIVERSITY MANAGEMENT BUREAU
10 001 02 00003
03-1-04-334


Current Year Appropriation
Supplemental Appropriations
Continuing Appropriations

PARTICULARS (1)	UACS CODE (2)	APPROPRIATIONS			ALLOTMENTS					CURRENT YEAR OBLIGATIONS			CURRENT YEAR DISBURSEMENT			BALANCES				UTILIZATION %
		Authorized Appropriations (3)	Adjustments (Transfer (To) From, Realignment) (4)	Adjusted Appropriations 5 = (3+4)	Allotments Received (6)	Adjustments (Withdrawal, Realignment) (7)	Transfer to (8)	Transfer from (9)	Adjusted Total Allotments (10)	2ND QUARTER (12)	3RD QUARTER (13)	TOTAL 15=(11+12+13+ 14)	2ND QUARTER (17)	3RD QUARTER (18)	TOTAL 20=(16+17+18+ 19)	Unreleased Appropriations 21 = (5-10)	Unobligated Appropriations 22 = (10-15)	Unpaid Obligations (15-20) = (23+24)		
																		Due and Demandable (23)	Not Yet Due & Demandable (24)	
Special Account - Locally Funded / Domestic Grants Funds, Automatic Appropriations Integrated Protected Areas Fund	184003020300001	6,700,000.00	-	6,700,000.00	6,700,000.00	-	-	-	6,700,000.00	2,039,428.50	1,869,077.00	6,666,932.00	56,205.00	3,318,300.50	5,147,931.50	-	33,068.00	-	-	99.51
PERSONNEL SERVICES REGULAR Automatic	1	-	-	-	-	-	-	-	-	-	-	-	-	-	-	-	-	-	-	-
MAINTENANCE AND OTHER OPERATING EXPENSES	2	5,375,000.00	-	5,375,000.00	5,375,000.00	-	-	-	5,375,000.00	2,039,428.50	1,767,306.00	5,367,607.00	56,205.00	3,216,529.50	4,833,606.50	-	7,393.00	-	-	99.86
CAPITAL OUTLAYS	6	1,325,000.00	-	1,325,000.00	1,325,000.00	-	-	-	1,325,000.00	-	101,771.00	1,299,325.00	-	101,771.00	314,325.00	-	25,675.00	-	-	98.06
FINANCIAL EXPENSE	3	-	-	-	-	-	-	-	-	-	-	-	-	-	-	-	-	-	-	-
GRAND TOTAL		6,700,000.00	-	6,700,000.00	6,700,000.00	-	-	-	6,700,000.00	2,039,428.50	1,869,077.00	6,666,932.00	56,205.00	3,318,300.50	5,147,931.50	-	33,068.00	-	-	99.51
PERSONNEL SERVICES REGULAR Automatic	1	-	-	-	-	-	-	-	-	-	-	-	-	-	-	-	-	-	-	-
MAINTENANCE AND OTHER OPERATING EXPENSES	2	5,375,000.00	-	5,375,000.00	5,375,000.00	-	-	-	5,375,000.00	2,039,428.50	1,767,306.00	5,367,607.00	56,205.00	3,216,529.50	4,833,606.50	-	7,393.00	-	-	99.86
CAPITAL OUTLAYS	6	1,325,000.00	-	1,325,000.00	1,325,000.00	-	-	-	1,325,000.00	-	101,771.00	1,299,325.00	-	101,771.00	314,325.00	-	25,675.00	-	-	98.06
FINANCIAL EXPENSE	3	-	-	-	-	-	-	-	-	-	-	-	-	-	-	-	-	-	-	-


Certified Correct:


ALBA S. SORIANO
Administrative Officer IV
Budget Section, Office of the Director

Certified Correct:


IZEL D. IBARDOLAZA
Accountant II
Accounting Section, Office of the Director

Approved by:


THERESA MUNDITA S. LIM
Director
