


Department of Environment and Natural Resources
STATEMENT OF APPROPRIATIONS, ALLOTMENTS, OBLIGATIONS, DISBURSEMENTS AND BALANCES
 As of the Quarter Ending September 30, 2021
 FUND 151


Department : ENVIRONMENT AND NATURAL RESOURCES
 Agency : OFFICE OF THE SECRETARY
 Operating Unit : BIODIVERSITY MANAGEMENT BUREAU
 Organization Code (UACS) : 10 001 02 00003
 Funding Source Code (As clustered) : 03 1 04 335


FAR No. 1

	Current Year Appropriations
	Supplemental Appropriations
	Continuing Appropriations

PROGRAM / ACTIVITY / PROJECT (1)	UACS CODE (2)	TOTAL																	
		APPROPRIATIONS			ALLOTMENTS			CURRENT YEAR OBLIGATIONS			CURRENT YEAR DISBURSEMENTS			BALANCES					
		Authorized Appropriations (3)	Adjustments (Transfer To) From, Realignment (4)	Adjusted Appropriations 5=(3+4)	Allotment Received (6)	Adjustments (Withdrawals, Realignment) (7)	(Transfer To) (8)	Transfer From (9)	Adjusted Total Allotments 10=[(6+(-)7)-8+9]	2nd Quarter Ending June 30 (12)	3rd Quarter Ending Sept 30 (13)	Total (15=11+12+13+14)	2nd Quarter Ending June 30 (17)	3rd Quarter Ending Sept 30 (18)	Total (20=16+17+18+19)	Unreleased Appropriations 21=(5-10)	Unobligated Allotments 22=(10-15)	Unpaid Obligations (23) (24)	
OPERATIONS	3000000000000000																		
NATURAL RESOURCES SUSTAINABLY MANAGED	3100000000000000																		
NATURAL RESOURCES CONSERVATION AND DEVELOPMENT PROGRAM	3102000000000000																		
Wildlife Resources Conservation Sub-Program	3102020000000000																		
Protection and Conservation Wildlife	310202100001000	3,710,000.00	-	3,710,000.00	3,710,000.00	-	-	-	3,710,000.00	233,008.00	462,132.00	695,140.00	-	425,563.00	425,563.00	-	3,014,860.00	-	269,577.00
MAINTENANCE AND OTHER OPERATING EXPENSES CAPITAL OUTLAYS	5020000000 5060000000	1,800,000.00 1,910,000.00	-	1,800,000.00 1,910,000.00	1,800,000.00 1,910,000.00	-	-	-	1,800,000.00 1,910,000.00	- 233,008.00	462,132.00 -	462,132.00 233,008.00	-	192,555.00 233,008.00	192,555.00 233,008.00	-	1,337,868.00 1,676,992.00	-	269,577.00 -
TOTAL - NATURAL RESOURCES CONSERVATION AND DEVELOPMENT PROGRAM	3102000000000000	3,710,000.00	-	3,710,000.00	3,710,000.00	-	-	-	3,710,000.00	233,008.00	462,132.00	695,140.00	-	425,563.00	425,563.00	-	3,014,860.00	-	269,577.00
MAINTENANCE AND OTHER OPERATING EXPENSES CAPITAL OUTLAYS	5020000000 5060000000	1,800,000.00 1,910,000.00	-	1,800,000.00 1,910,000.00	1,800,000.00 1,910,000.00	-	-	-	1,800,000.00 1,910,000.00	- 233,008.00	462,132.00 -	462,132.00 233,008.00	-	192,555.00 233,008.00	192,555.00 233,008.00	-	1,337,868.00 1,676,992.00	-	269,577.00 -
TOTAL - NATURAL RESOURCES SUSTAINABLY MANAGED	3100000000000000	3,710,000.00	-	3,710,000.00	3,710,000.00	-	-	-	3,710,000.00	233,008.00	462,132.00	695,140.00	-	425,563.00	425,563.00	-	3,014,860.00	-	269,577.00
MAINTENANCE AND OTHER OPERATING EXPENSES CAPITAL OUTLAYS	5020000000 5060000000	1,800,000.00 1,910,000.00	-	1,800,000.00 1,910,000.00	1,800,000.00 1,910,000.00	-	-	-	1,800,000.00 1,910,000.00	- 233,008.00	462,132.00 -	462,132.00 233,008.00	-	192,555.00 233,008.00	192,555.00 233,008.00	-	1,337,868.00 1,676,992.00	-	269,577.00 -
SUB-TOTAL, OPERATIONS	3000000000000000	3,710,000.00	-	3,710,000.00	3,710,000.00	-	-	-	3,710,000.00	233,008.00	462,132.00	695,140.00	-	425,563.00	425,563.00	-	3,014,860.00	-	269,577.00
MAINTENANCE AND OTHER OPERATING EXPENSES CAPITAL OUTLAYS	5020000000 5060000000	1,800,000.00 1,910,000.00	-	1,800,000.00 1,910,000.00	1,800,000.00 1,910,000.00	-	-	-	1,800,000.00 1,910,000.00	- 233,008.00	462,132.00 -	462,132.00 233,008.00	-	192,555.00 233,008.00	192,555.00 233,008.00	-	1,337,868.00 1,676,992.00	-	269,577.00 -
A. AGENCY SPECIFIC BUDGET/AUTOMATIC APPROPRIATIONS (RLIP)		3,710,000.00	-	3,710,000.00	3,710,000.00	-	-	-	3,710,000.00	233,008.00	462,132.00	695,140.00	-	425,563.00	425,563.00	-	3,014,860.00	-	269,577.00
MAINTENANCE AND OTHER OPERATING EXPENSES CAPITAL OUTLAYS	5020000000 5060000000	1,800,000.00 1,910,000.00	-	1,800,000.00 1,910,000.00	1,800,000.00 1,910,000.00	-	-	-	1,800,000.00 1,910,000.00	- 233,008.00	462,132.00 -	462,132.00 233,008.00	-	192,555.00 233,008.00	192,555.00 233,008.00	-	1,337,868.00 1,676,992.00	-	269,577.00 -
GRAND TOTAL		3,710,000.00	-	3,710,000.00	3,710,000.00	-	-	-	3,710,000.00	233,008.00	462,132.00	695,140.00	-	425,563.00	425,563.00	-	3,014,860.00	-	269,577.00
MAINTENANCE AND OTHER OPERATING EXPENSES CAPITAL OUTLAYS	5020000000 5060000000	1,800,000.00 1,910,000.00	-	1,800,000.00 1,910,000.00	1,800,000.00 1,910,000.00	-	-	-	1,800,000.00 1,910,000.00	- 233,008.00	462,132.00 -	462,132.00 233,008.00	-	192,555.00 233,008.00	192,555.00 233,008.00	-	1,337,868.00 1,676,992.00	-	269,577.00 -

Prepared by:

 JAMARIE B. BUMERE
 Administrative Assistant
 Budget Unit, Office of the Director

Certified Correct by:

 NIKKI ROSE B. DELOS SANTOS
 Administrative Officer IV
 Head, Budget Unit, Office of the Director

Certified Correct:

 IZEL D. IBAROLA
 Accountant II
 Head, Accounting Unit, Office of the Director

Approved by:

 DATU TUNGKO M. SAIKOL
 Director, Biodiversity Management Bureau